




**Single Assessment Institution-Level Pass Rate Data: Traditional Teacher Preparation Program Within IHE**

|              |   | <b>HEOA - Title II<br/>2017 - 2018 Academic Year</b> |                           |                         |                                    |                                   |                          |                           |                     |                                |
|--|---|--|---------------------------|-------------------------|------------------------------------|-----------------------------------|--------------------------|---------------------------|---------------------|--------------------------------|
| Institution Name   |   | SALISBURY UNIVERSITY                                 |                           |                         |                                    |                                   |                          |                           |                     |                                |
| Institution Code   |   | 5403   |                           |                         |                                    |                                   |                          |                           |                     |                                |
| State  |   | Maryland   |                           |                         |                                    |                                   |                          |                           |                     |                                |
|  |   |  |                           |                         |                                    |                                   | February 1, 2019         |                           |                     |                                |
| Assessment Information <sup>1</sup>  | Group   | Number Taking Assessment                             | Number Passing Assessment | Institutional Pass Rate | Institutional Average Scaled Score | Assessment Cut Score <sup>2</sup> | Statewide                |                           |                     |                                |
|  |   |  |                           |                         |                                    |                                   | Number Taking Assessment | Number Passing Assessment | Statewide Pass Rate | Statewide Average Scaled Score |
| <b>AGRICULTURE (5701)</b><br><br>Test Company: ETS<br>Score Range: 100-200                   | All enrolled students who have completed all nonclinical courses, 2017-18 |  |                           |                         |                                    |                                   |                          |                           |                     |                                |
|  | Other enrolled students, 2017-18  |  |                           |                         |                                    |                                   |                          |                           |                     |                                |
|  | All program completers, 2017-18   |  |                           |                         |                                    |                                   | 1                        |                           |                     |                                |
|  | All program completers, 2016-17   |  |                           |                         |                                    |                                   |                          |                           |                     |                                |
|  | All program completers, 2015-16   |  |                           |                         |                                    |                                   |                          |                           |                     |                                |
| <b>ART CONTENT AND ANALYSIS (5135)</b><br><br>Test Company: ETS<br>Score Range: 100-200      | All enrolled students who have completed all nonclinical courses, 2017-18 |  |                           |                         |                                    |                                   | 2                        |                           |                     |                                |
|  | Other enrolled students, 2017-18  |  |                           |                         |                                    |                                   | 35                       | 23                        | 66%                 | 167                            |
|  | All program completers, 2017-18   |  |                           |                         |                                    |                                   | 66                       | 64                        | 97%                 | 175                            |
|  | All program completers, 2016-17   |  |                           |                         |                                    |                                   | 81                       | 79                        | 98%                 | 173                            |
|  | All program completers, 2015-16   |  |                           |                         |                                    |                                   | 69                       | 69                        | 100%                | 177                            |
| <b>BIOLOGY CONTENT KNOWLEDGE (0235)</b><br><br>Test Company: ETS<br>Score Range: 100-200     | All enrolled students who have completed all nonclinical courses, 2017-18 |  |                           |                         |                                    |                                   | 2                        |                           |                     |                                |
|  | Other enrolled students, 2017-18  |  |                           |                         |                                    |                                   | 25                       | 25                        | 100%                | 169                            |
|  | All program completers, 2017-18   | 1  |                           |                         |                                    | 150                               | 37                       | 37                        | 100%                | 172                            |
|  | All program completers, 2016-17   | 1  |                           |                         |                                    | 150                               | 37                       | 37                        | 100%                | 171                            |
|  | All program completers, 2015-16   | 4  |                           |                         |                                    | 150                               | 45                       | 45                        | 100%                | 171                            |
| <b>BUSINESS ED CONTENT KNOWLEDGE (5101)</b><br><br>Test Company: ETS<br>Score Range: 100-200 | All enrolled students who have completed all nonclinical courses, 2017-18 |  |                           |                         |                                    |                                   |                          |                           |                     |                                |
|  | Other enrolled students, 2017-18  |  |                           |                         |                                    |                                   | 3                        |                           |                     |                                |
|  | All program completers, 2017-18   |  |                           |                         |                                    |                                   | 4                        |                           |                     |                                |
|  | All program completers, 2016-17   |  |                           |                         |                                    |                                   | 7                        |                           |                     |                                |
|  | All program completers, 2015-16   |  |                           |                         |                                    |                                   | 4                        |                           |                     |                                |


**Single Assessment Institution-Level Pass Rate Data: Traditional Teacher Preparation Program Within IHE**

|                  |   | <b>HEOA - Title II<br/>2017 - 2018 Academic Year</b> |     |                          |                           |                         |                                    |                                   |                          |                           |                     |
|--|---|--|-----|--------------------------|---------------------------|-------------------------|------------------------------------|-----------------------------------|--------------------------|---------------------------|---------------------|
| Institution Name   |   | SALISBURY UNIVERSITY                                 |     |                          |                           |                         |                                    |                                   |                          |                           |                     |
| Institution Code   |   | 5403   |     |                          |                           |                         |                                    |                                   |                          |                           |                     |
| State  |   | Maryland   |     |                          |                           |                         |                                    |                                   |                          |                           |                     |
|  |   |  |     |                          |                           |                         | February 1, 2019                   |                                   |                          |                           |                     |
| Assessment Information <sup>1</sup>  |   | Group  |     | Number Taking Assessment | Number Passing Assessment | Institutional Pass Rate | Institutional Average Scaled Score | Assessment Cut Score <sup>2</sup> | Statewide                |                           |                     |
|  |   |  |     |                          |                           |                         |                                    |                                   | Number Taking Assessment | Number Passing Assessment | Statewide Pass Rate |
| <b>CHEMISTRY CONTENT KNOWLEDGE (0245)</b><br><br>Test Company: ETS<br>Score Range: 100-200       | All enrolled students who have completed all nonclinical courses, 2017-18 |  |     |                          |                           |                         |                                    |                                   |                          |                           |                     |
|  | Other enrolled students, 2017-18  |  |     |                          |                           |                         |                                    | 5                                 |                          |                           |                     |
|  | All program completers, 2017-18   |  |     |                          |                           |                         |                                    | 11                                | 11                       | 100%                      | 174                 |
|  | All program completers, 2016-17   |  | 2   |                          |                           |                         | 153                                | 18                                | 18                       | 100%                      | 172                 |
|  | All program completers, 2015-16   |  | 5   |                          |                           |                         | 153                                | 18                                | 18                       | 100%                      | 168                 |
| <b>CHINESE (MANDARIN) WORLD LANGUAGE (5665)</b><br><br>Test Company: ETS<br>Score Range: 100-200 | All enrolled students who have completed all nonclinical courses, 2017-18 |  |     |                          |                           |                         |                                    |                                   |                          |                           |                     |
|  | Other enrolled students, 2017-18  |  |     |                          |                           |                         |                                    | 5                                 |                          |                           |                     |
|  | All program completers, 2017-18   |  |     |                          |                           |                         |                                    | 10                                | 10                       | 100%                      | 196                 |
|  | All program completers, 2016-17   |  |     |                          |                           |                         |                                    | 7                                 |                          |                           |                     |
|  | All program completers, 2015-16   |  |     |                          |                           |                         |                                    | 12                                | 12                       | 100%                      | 196                 |
| <b>COMPUTER SCIENCE (5651)</b><br><br>Test Company: ETS<br>Score Range: 100-200                  | All enrolled students who have completed all nonclinical courses, 2017-18 |  |     |                          |                           |                         |                                    |                                   |                          |                           |                     |
|  | Other enrolled students, 2017-18  |  |     |                          |                           |                         |                                    | 3                                 |                          |                           |                     |
|  | All program completers, 2017-18   |  |     |                          |                           |                         |                                    | 3                                 |                          |                           |                     |
|  | All program completers, 2016-17   |  |     |                          |                           |                         |                                    |                                   |                          |                           |                     |
|  | All program completers, 2015-16   |  |     |                          |                           |                         |                                    |                                   |                          |                           |                     |
| <b>CORE ACADEMIC SKILLS FOR ED: MATH (5732)</b><br><br>Test Company: ETS<br>Score Range: 100-200 | All enrolled students who have completed all nonclinical courses, 2017-18 |  |     |                          |                           |                         |                                    | 42                                | 39                       | 93%                       | 164                 |
|  | Other enrolled students, 2017-18  |  |     |                          |                           |                         |                                    | 1078                              | 989                      | 92%                       | 163                 |
|  | All program completers, 2017-18   |  | 119 | 119                      | 100%                      | 166                     | 150                                | 961                               | 953                      | 99%                       | 166                 |
|  | All program completers, 2016-17   |  | 120 | 120                      | 100%                      | 166                     | 150                                | 795                               | 786                      | 99%                       | 166                 |
|  | All program completers, 2015-16   |  | 11  | 11                       | 100%                      | 177                     | 150                                | 212                               | 202                      | 95%                       | 165                 |


**Single Assessment Institution-Level Pass Rate Data: Traditional Teacher Preparation Program Within IHE**

|                     |   | <b>HEOA - Title II<br/>2017 - 2018 Academic Year</b> |                           |                         |                                    |                                   |                          |                           |                     |                                |
|---|---|--|---------------------------|-------------------------|------------------------------------|-----------------------------------|--------------------------|---------------------------|---------------------|--------------------------------|
| Institution Name  |   | SALISBURY UNIVERSITY                                 |                           |                         |                                    |                                   |                          |                           |                     |                                |
| Institution Code  |   | 5403   |                           |                         |                                    |                                   |                          |                           |                     |                                |
| State   |   | Maryland   |                           |                         |                                    |                                   |                          |                           |                     |                                |
|   |   |  |                           |                         |                                    |                                   | February 1, 2019         |                           |                     |                                |
| Assessment Information <sup>1</sup>   | Group   | Number Taking Assessment                             | Number Passing Assessment | Institutional Pass Rate | Institutional Average Scaled Score | Assessment Cut Score <sup>2</sup> | Statewide                |                           |                     |                                |
|   |   |  |                           |                         |                                    |                                   | Number Taking Assessment | Number Passing Assessment | Statewide Pass Rate | Statewide Average Scaled Score |
| <b>CORE ACADEMIC SKILLS FOR ED: READING (5712)</b><br><br>Test Company: ETS<br>Score Range: 100-200 | All enrolled students who have completed all nonclinical courses, 2017-18 |  |                           |                         |                                    |                                   | 41                       | 41                        | 100%                | 176                            |
|   | Other enrolled students, 2017-18  |  |                           |                         |                                    |                                   | 1079                     | 1066                      | 99%                 | 178                            |
|   | All program completers, 2017-18   | 120  | 120                       | 100%                    | 179                                | 156                               | 964                      | 964                       | 100%                | 179                            |
|   | All program completers, 2016-17   | 121  | 121                       | 100%                    | 178                                | 156                               | 792                      | 790                       | 100%                | 180                            |
|   | All program completers, 2015-16   | 13   | 13                        | 100%                    | 182                                | 156                               | 223                      | 220                       | 99%                 | 180                            |
| <b>CORE ACADEMIC SKILLS FOR ED: WRITING (5722)</b><br><br>Test Company: ETS<br>Score Range: 100-200 | All enrolled students who have completed all nonclinical courses, 2017-18 |  |                           |                         |                                    |                                   | 41                       | 37                        | 90%                 | 167                            |
|   | Other enrolled students, 2017-18  |  |                           |                         |                                    |                                   | 1071                     | 1009                      | 94%                 | 169                            |
|   | All program completers, 2017-18   | 118  | 118                       | 100%                    | 170                                | 162                               | 955                      | 950                       | 99%                 | 171                            |
|   | All program completers, 2016-17   | 121  | 121                       | 100%                    | 170                                | 162                               | 773                      | 767                       | 99%                 | 171                            |
|   | All program completers, 2015-16   | 11   | 11                        | 100%                    | 169                                | 162                               | 203                      | 198                       | 98%                 | 171                            |
| <b>EARLY CHILDHOOD CONTENT KNOWLEDGE (5022)</b><br><br>Test Company: ETS<br>Score Range: 100-200    | All enrolled students who have completed all nonclinical courses, 2017-18 |  |                           |                         |                                    |                                   |                          |                           |                     |                                |
|   | Other enrolled students, 2017-18  |  |                           |                         |                                    |                                   |                          |                           |                     |                                |
|   | All program completers, 2017-18   |  |                           |                         |                                    |                                   |                          |                           |                     |                                |
|   | All program completers, 2016-17   | 1  |                           |                         |                                    | 160                               | 3                        |                           |                     |                                |
|   | All program completers, 2015-16   | 10   | 10                        | 100%                    | 178                                | 160                               | 120                      | 120                       | 100%                | 178                            |
| <b>EARLY CHILDHOOD EDUCATION (5025)</b><br><br>Test Company: ETS<br>Score Range: 100-200            | All enrolled students who have completed all nonclinical courses, 2017-18 |  |                           |                         |                                    |                                   | 1                        |                           |                     |                                |
|   | Other enrolled students, 2017-18  |  |                           |                         |                                    |                                   | 99                       | 96                        | 97%                 | 173                            |
|   | All program completers, 2017-18   | 46   | 46                        | 100%                    | 178                                | 156                               | 305                      | 305                       | 100%                | 178                            |
|   | All program completers, 2016-17   | 55   | 55                        | 100%                    | 176                                | 156                               | 322                      | 322                       | 100%                | 177                            |
|   | All program completers, 2015-16   | 14   | 14                        | 100%                    | 181                                | 156                               | 151                      | 151                       | 100%                | 178                            |


**Single Assessment Institution-Level Pass Rate Data: Traditional Teacher Preparation Program Within IHE**

|                                 |   | <b>HEOA - Title II<br/>2017 - 2018 Academic Year</b> |                           |                         |                                    |                                   |                          |                           |                     |                                |
|---|---|--|---------------------------|-------------------------|------------------------------------|-----------------------------------|--------------------------|---------------------------|---------------------|--------------------------------|
| Institution Name  |   | SALISBURY UNIVERSITY                                 |                           |                         |                                    |                                   |                          |                           |                     |                                |
| Institution Code  |   | 5403   |                           |                         |                                    |                                   |                          |                           |                     |                                |
| State   |   | Maryland   |                           |                         |                                    |                                   |                          |                           |                     |                                |
|   |   |  |                           |                         |                                    |                                   | February 1, 2019         |                           |                     |                                |
| Assessment Information <sup>1</sup>   | Group   | Number Taking Assessment                             | Number Passing Assessment | Institutional Pass Rate | Institutional Average Scaled Score | Assessment Cut Score <sup>2</sup> | Statewide                |                           |                     |                                |
|   |   |  |                           |                         |                                    |                                   | Number Taking Assessment | Number Passing Assessment | Statewide Pass Rate | Statewide Average Scaled Score |
| <b>EARTH AND SPACE SCIENCES - CK (5571)</b><br><br>Test Company: ETS<br>Score Range: 100-200                    | All enrolled students who have completed all nonclinical courses, 2017-18 |  |                           |                         |                                    |                                   | 1                        |                           |                     |                                |
|   | Other enrolled students, 2017-18  |  |                           |                         |                                    |                                   | 1                        |                           |                     |                                |
|   | All program completers, 2017-18   | 3  |                           |                         |                                    | 152                               | 8                        |                           |                     |                                |
|   | All program completers, 2016-17   | 2  |                           |                         |                                    | 152                               | 8                        |                           |                     |                                |
|   | All program completers, 2015-16   |  |                           |                         |                                    |                                   | 13                       | 12                        | 92%                 | 168                            |
| <b>ELEM ED: INSTRUCTIONAL PRACTICE AND APPLICATIONS (5019)</b><br><br>Test Company: ETS<br>Score Range: 100-200 | All enrolled students who have completed all nonclinical courses, 2017-18 |  |                           |                         |                                    |                                   | 3                        |                           |                     |                                |
|   | Other enrolled students, 2017-18  |  |                           |                         |                                    |                                   | 85                       | 77                        | 91%                 | 169                            |
|   | All program completers, 2017-18   | 81   | 81                        | 100%                    | 175                                | 155                               | 663                      | 653                       | 98%                 | 173                            |
|   | All program completers, 2016-17   | 131  | 131                       | 100%                    | 174                                | 155                               | 745                      | 743                       | 100%                | 174                            |
|   | All program completers, 2015-16   | 130  | 130                       | 100%                    | 174                                | 155                               | 796                      | 795                       | 100%                | 175                            |
| <b>ELEMENTARY EDUCATION: MATHEMATICS CKT (7803)</b><br><br>Test Company: ETS<br>Score Range: 100-200            | All enrolled students who have completed all nonclinical courses, 2017-18 |  |                           |                         |                                    |                                   | 2                        |                           |                     |                                |
|   | Other enrolled students, 2017-18  |  |                           |                         |                                    |                                   | 63                       | 58                        | 92%                 | 166                            |
|   | All program completers, 2017-18   |  |                           |                         |                                    |                                   | 10                       | 8                         | 80%                 | 161                            |
|   | All program completers, 2016-17   |  |                           |                         |                                    |                                   |                          |                           |                     |                                |
|   | All program completers, 2015-16   |  |                           |                         |                                    |                                   |                          |                           |                     |                                |
| <b>ELEMENTARY EDUCATION: READING AND LANG ARTS CKT (7802)</b><br><br>Test Company: ETS<br>Score Range: 100-200  | All enrolled students who have completed all nonclinical courses, 2017-18 |  |                           |                         |                                    |                                   | 1                        |                           |                     |                                |
|   | Other enrolled students, 2017-18  |  |                           |                         |                                    |                                   | 63                       | 51                        | 81%                 | 170                            |
|   | All program completers, 2017-18   |  |                           |                         |                                    |                                   | 10                       | 9                         | 90%                 | 174                            |
|   | All program completers, 2016-17   |  |                           |                         |                                    |                                   |                          |                           |                     |                                |
|   | All program completers, 2015-16   |  |                           |                         |                                    |                                   |                          |                           |                     |                                |


**Single Assessment Institution-Level Pass Rate Data: Traditional Teacher Preparation Program Within IHE**

|                              |   | <b>HEOA - Title II<br/>2017 - 2018 Academic Year</b> |                           |                         |                                    |                                   |                          |                           |                     |                                |
|--|---|--|---------------------------|-------------------------|------------------------------------|-----------------------------------|--------------------------|---------------------------|---------------------|--------------------------------|
| Institution Name   |   | SALISBURY UNIVERSITY                                 |                           |                         |                                    |                                   |                          |                           |                     |                                |
| Institution Code   |   | 5403   |                           |                         |                                    |                                   |                          |                           |                     |                                |
| State  |   | Maryland   |                           |                         |                                    |                                   |                          |                           |                     |                                |
|  |   |  |                           |                         |                                    |                                   | February 1, 2019         |                           |                     |                                |
| Assessment Information <sup>1</sup>  | Group   | Number Taking Assessment                             | Number Passing Assessment | Institutional Pass Rate | Institutional Average Scaled Score | Assessment Cut Score <sup>2</sup> | Statewide                |                           |                     |                                |
|  |   |  |                           |                         |                                    |                                   | Number Taking Assessment | Number Passing Assessment | Statewide Pass Rate | Statewide Average Scaled Score |
| <b>ELEMENTARY EDUCATION: SCIENCE CKT (7804)</b><br><br>Test Company: ETS<br>Score Range: 100-200             | All enrolled students who have completed all nonclinical courses, 2017-18 |  |                           |                         |                                    |                                   | 1                        |                           |                     |                                |
|  | Other enrolled students, 2017-18  |  |                           |                         |                                    |                                   | 66                       | 62                        | 94%                 | 176                            |
|  | All program completers, 2017-18   |  |                           |                         |                                    |                                   | 10                       | 9                         | 90%                 | 175                            |
|  | All program completers, 2016-17   |  |                           |                         |                                    |                                   |                          |                           |                     |                                |
|  | All program completers, 2015-16   |  |                           |                         |                                    |                                   |                          |                           |                     |                                |
| <b>ELEMENTARY EDUCATION: SOCIAL STUDIES (7805)</b><br><br>Test Company: ETS<br>Score Range: 100-200          | All enrolled students who have completed all nonclinical courses, 2017-18 |  |                           |                         |                                    |                                   | 1                        |                           |                     |                                |
|  | Other enrolled students, 2017-18  |  |                           |                         |                                    |                                   | 66                       | 40                        | 61%                 | 159                            |
|  | All program completers, 2017-18   |  |                           |                         |                                    |                                   | 9                        |                           |                     |                                |
|  | All program completers, 2016-17   |  |                           |                         |                                    |                                   |                          |                           |                     |                                |
|  | All program completers, 2015-16   |  |                           |                         |                                    |                                   |                          |                           |                     |                                |
| <b>ENGLISH LANGUAGE ARTS: CONTENT AND ANALYSIS (5039)</b><br><br>Test Company: ETS<br>Score Range: 100-200   | All enrolled students who have completed all nonclinical courses, 2017-18 |  |                           |                         |                                    |                                   | 9                        |                           |                     |                                |
|  | Other enrolled students, 2017-18  |  |                           |                         |                                    |                                   | 44                       | 39                        | 89%                 | 176                            |
|  | All program completers, 2017-18   | 10   | 10                        | 100%                    | 175                                | 168                               | 109                      | 109                       | 100%                | 180                            |
|  | All program completers, 2016-17   | 8  |                           |                         |                                    | 168                               | 105                      | 105                       | 100%                | 179                            |
|  | All program completers, 2015-16   | 10   | 10                        | 100%                    | 178                                | 168                               | 143                      | 142                       | 99%                 | 179                            |
| <b>ENGLISH TO SPEAKERS OF OTHER LANGUAGES (DISC) (5361)</b><br><br>Test Company: ETS<br>Score Range: 100-200 | All enrolled students who have completed all nonclinical courses, 2017-18 |  |                           |                         |                                    |                                   |                          |                           |                     |                                |
|  | Other enrolled students, 2017-18  |  |                           |                         |                                    |                                   | 13                       | 12                        | 92%                 | 165                            |
|  | All program completers, 2017-18   |  |                           |                         |                                    |                                   | 22                       | 22                        | 100%                | 169                            |
|  | All program completers, 2016-17   | 2  |                           |                         |                                    | 149                               | 29                       | 29                        | 100%                | 175                            |
|  | All program completers, 2015-16   | 6  |                           |                         |                                    | 149                               | 33                       | 33                        | 100%                | 171                            |


**Single Assessment Institution-Level Pass Rate Data: Traditional Teacher Preparation Program Within IHE**

|                       |   | <b>HEOA - Title II<br/>2017 - 2018 Academic Year</b> |                           |                         |                                    |                                   |                          |                           |                     |                                |
|---|---|--|---------------------------|-------------------------|------------------------------------|-----------------------------------|--------------------------|---------------------------|---------------------|--------------------------------|
| Institution Name  |   | SALISBURY UNIVERSITY                                 |                           |                         |                                    |                                   |                          |                           |                     |                                |
| Institution Code  |   | 5403   |                           |                         |                                    |                                   |                          |                           |                     |                                |
| State   |   | Maryland   |                           |                         |                                    |                                   |                          |                           |                     |                                |
|   |   |  |                           |                         |                                    |                                   | February 1, 2019         |                           |                     |                                |
| Assessment Information <sup>1</sup>   | Group   | Number Taking Assessment                             | Number Passing Assessment | Institutional Pass Rate | Institutional Average Scaled Score | Assessment Cut Score <sup>2</sup> | Statewide                |                           |                     |                                |
|   |   |  |                           |                         |                                    |                                   | Number Taking Assessment | Number Passing Assessment | Statewide Pass Rate | Statewide Average Scaled Score |
| <b>ENGLISH TO SPEAKERS OF OTHER LANGUAGES (5362)</b><br><br>Test Company: ETS<br>Score Range: 100-200 | All enrolled students who have completed all nonclinical courses, 2017-18 |  |                           |                         |                                    |                                   |                          |                           |                     |                                |
|   | Other enrolled students, 2017-18  |  |                           |                         |                                    |                                   | 1                        |                           |                     |                                |
|   | All program completers, 2017-18   |  |                           |                         |                                    |                                   | 18                       | 18                        | 100%                | 186                            |
|   | All program completers, 2016-17   |  |                           |                         |                                    |                                   | 1                        |                           |                     |                                |
|   | All program completers, 2015-16   |  |                           |                         |                                    |                                   | 1                        |                           |                     |                                |
| <b>FAMILY AND CONSUMER SCIENCES (5122)</b><br><br>Test Company: ETS<br>Score Range: 100-200           | All enrolled students who have completed all nonclinical courses, 2017-18 |  |                           |                         |                                    |                                   |                          |                           |                     |                                |
|   | Other enrolled students, 2017-18  |  |                           |                         |                                    |                                   |                          |                           |                     |                                |
|   | All program completers, 2017-18   |  |                           |                         |                                    |                                   |                          |                           |                     |                                |
|   | All program completers, 2016-17   |  |                           |                         |                                    |                                   |                          |                           |                     |                                |
|   | All program completers, 2015-16   |  |                           |                         |                                    |                                   |                          | 1                         |                     |                                |
| <b>FRENCH WORLD LANGUAGE (5174)</b><br><br>Test Company: ETS<br>Score Range: 100-200                  | All enrolled students who have completed all nonclinical courses, 2017-18 |  |                           |                         |                                    |                                   |                          |                           |                     |                                |
|   | Other enrolled students, 2017-18  |  |                           |                         |                                    |                                   | 6                        |                           |                     |                                |
|   | All program completers, 2017-18   |  |                           |                         |                                    |                                   | 3                        |                           |                     |                                |
|   | All program completers, 2016-17   |  |                           |                         |                                    |                                   | 4                        |                           |                     |                                |
|   | All program completers, 2015-16   |  |                           |                         |                                    |                                   | 6                        |                           |                     |                                |
| <b>GERMAN WORLD LANGUAGE (5183)</b><br><br>Test Company: ETS<br>Score Range: 100-200                  | All enrolled students who have completed all nonclinical courses, 2017-18 |  |                           |                         |                                    |                                   |                          |                           |                     |                                |
|   | Other enrolled students, 2017-18  |  |                           |                         |                                    |                                   | 1                        |                           |                     |                                |
|   | All program completers, 2017-18   |  |                           |                         |                                    |                                   | 1                        |                           |                     |                                |
|   | All program completers, 2016-17   |  |                           |                         |                                    |                                   | 1                        |                           |                     |                                |
|   | All program completers, 2015-16   |  |                           |                         |                                    |                                   | 1                        |                           |                     |                                |

**Single Assessment Institution-Level Pass Rate Data: Traditional Teacher Preparation Program Within IHE**


|              |   | <b>HEOA - Title II<br/>2017 - 2018 Academic Year</b> |                           |                         |                                    |                                   |                          |                           |                     |                                |  |
|--|---|--|---------------------------|-------------------------|------------------------------------|-----------------------------------|--------------------------|---------------------------|---------------------|--------------------------------|--|
| <b>Institution Name</b>  | SALISBURY UNIVERSITY  |  |                           |                         |                                    |                                   |                          |                           |                     |                                |  |
| <b>Institution Code</b>  | 5403  |  |                           |                         |                                    |                                   |                          |                           |                     |                                |  |
| <b>State</b>   | Maryland  |  |                           |                         |                                    |                                   |                          |                           |                     |                                |  |
|  |   |  |                           |                         |                                    |                                   | <i>February 1, 2019</i>  |                           |                     |                                |  |
| Assessment Information <sup>1</sup>  | Group   | Number Taking Assessment                             | Number Passing Assessment | Institutional Pass Rate | Institutional Average Scaled Score | Assessment Cut Score <sup>2</sup> | Statewide                |                           |                     |                                |  |
|  |   |  |                           |                         |                                    |                                   | Number Taking Assessment | Number Passing Assessment | Statewide Pass Rate | Statewide Average Scaled Score |  |
| <b>HEALTH EDUCATION (5551)</b><br><br>Test Company: ETS<br>Score Range: 100-200              | All enrolled students who have completed all nonclinical courses, 2017-18 |  |                           |                         |                                    |                                   | 1                        |                           |                     |                                |  |
|  | Other enrolled students, 2017-18  |  |                           |                         |                                    |                                   | 6                        |                           |                     |                                |  |
|  | All program completers, 2017-18   |  |                           |                         |                                    |                                   | 13                       | 12                        | 92%                 | 164                            |  |
|  | All program completers, 2016-17   |  |                           |                         |                                    |                                   | 13                       | 13                        | 100%                | 169                            |  |
|  | All program completers, 2015-16   | 1  |                           |                         |                                    |                                   | 155                      | 9                         |                     |                                |  |
| <b>LATIN (5601)</b><br><br>Test Company: ETS<br>Score Range: 100-200                         | All enrolled students who have completed all nonclinical courses, 2017-18 |  |                           |                         |                                    |                                   |                          |                           |                     |                                |  |
|  | Other enrolled students, 2017-18  |  |                           |                         |                                    |                                   | 1                        |                           |                     |                                |  |
|  | All program completers, 2017-18   |  |                           |                         |                                    |                                   | 1                        |                           |                     |                                |  |
|  | All program completers, 2016-17   |  |                           |                         |                                    |                                   |                          |                           |                     |                                |  |
|  | All program completers, 2015-16   |  |                           |                         |                                    |                                   |                          |                           |                     |                                |  |
| <b>MATHEMATICS CONTENT KNOWLEDGE (5161)</b><br><br>Test Company: ETS<br>Score Range: 100-200 | All enrolled students who have completed all nonclinical courses, 2017-18 |  |                           |                         |                                    |                                   | 5                        |                           |                     |                                |  |
|  | Other enrolled students, 2017-18  |  |                           |                         |                                    |                                   | 37                       | 20                        | 54%                 | 160                            |  |
|  | All program completers, 2017-18   | 3  |                           |                         |                                    | 160                               | 45                       | 42                        | 93%                 | 172                            |  |
|  | All program completers, 2016-17   | 10   | 10                        | 100%                    | 165                                | 160                               | 74                       | 72                        | 97%                 | 171                            |  |
|  | All program completers, 2015-16   | 12   | 12                        | 100%                    | 169                                | 160                               | 60                       | 59                        | 98%                 | 173                            |  |
| <b>MIDDLE SCHOOL ENG LANG ARTS (5047)</b><br><br>Test Company: ETS<br>Score Range: 100-200   | All enrolled students who have completed all nonclinical courses, 2017-18 |  |                           |                         |                                    |                                   |                          |                           |                     |                                |  |
|  | Other enrolled students, 2017-18  |  |                           |                         |                                    |                                   | 3                        |                           |                     |                                |  |
|  | All program completers, 2017-18   |  |                           |                         |                                    |                                   | 8                        |                           |                     |                                |  |
|  | All program completers, 2016-17   |  |                           |                         |                                    |                                   | 13                       | 11                        | 85%                 | 168                            |  |
|  | All program completers, 2015-16   |  |                           |                         |                                    |                                   | 7                        |                           |                     |                                |  |

**Single Assessment Institution-Level Pass Rate Data: Traditional Teacher Preparation Program Within IHE**


|                |   | <b>HEOA - Title II<br/>2017 - 2018 Academic Year</b> |                           |                         |                                    |                                   |                          |                           |                     |                                |
|--|---|--|---------------------------|-------------------------|------------------------------------|-----------------------------------|--------------------------|---------------------------|---------------------|--------------------------------|
| Institution Name   |   | SALISBURY UNIVERSITY                                 |                           |                         |                                    |                                   |                          |                           |                     |                                |
| Institution Code   |   | 5403   |                           |                         |                                    |                                   |                          |                           |                     |                                |
| State  |   | Maryland   |                           |                         |                                    |                                   |                          |                           |                     |                                |
|  |   |  |                           |                         |                                    |                                   | February 1, 2019         |                           |                     |                                |
| Assessment Information <sup>1</sup>  | Group   | Number Taking Assessment                             | Number Passing Assessment | Institutional Pass Rate | Institutional Average Scaled Score | Assessment Cut Score <sup>2</sup> | Statewide                |                           |                     |                                |
|  |   |  |                           |                         |                                    |                                   | Number Taking Assessment | Number Passing Assessment | Statewide Pass Rate | Statewide Average Scaled Score |
| <b>MIDDLE SCHOOL MATHEMATICS (5169)</b><br><br>Test Company: ETS<br>Score Range: 100-200       | All enrolled students who have completed all nonclinical courses, 2017-18 |  |                           |                         |                                    |                                   |                          |                           |                     |                                |
|  | Other enrolled students, 2017-18  |  |                           |                         |                                    |                                   | 10                       | 10                        | 100%                | 182                            |
|  | All program completers, 2017-18   |  |                           |                         |                                    |                                   | 33                       | 33                        | 100%                | 179                            |
|  | All program completers, 2016-17   |  |                           |                         |                                    |                                   | 30                       | 30                        | 100%                | 182                            |
|  | All program completers, 2015-16   |  |                           |                         |                                    |                                   | 38                       | 38                        | 100%                | 179                            |
| <b>MIDDLE SCHOOL SCIENCE (5440)</b><br><br>Test Company: ETS<br>Score Range: 100-200           | All enrolled students who have completed all nonclinical courses, 2017-18 |  |                           |                         |                                    |                                   |                          |                           |                     |                                |
|  | Other enrolled students, 2017-18  |  |                           |                         |                                    |                                   | 9                        |                           |                     |                                |
|  | All program completers, 2017-18   |  |                           |                         |                                    |                                   | 35                       | 35                        | 100%                | 165                            |
|  | All program completers, 2016-17   |  |                           |                         |                                    |                                   | 34                       | 33                        | 97%                 | 166                            |
|  | All program completers, 2015-16   |  |                           |                         |                                    |                                   | 34                       | 32                        | 94%                 | 162                            |
| <b>MIDDLE SCHOOL SOCIAL STUDIES (5089)</b><br><br>Test Company: ETS<br>Score Range: 100-200    | All enrolled students who have completed all nonclinical courses, 2017-18 |  |                           |                         |                                    |                                   |                          |                           |                     |                                |
|  | Other enrolled students, 2017-18  |  |                           |                         |                                    |                                   | 2                        |                           |                     |                                |
|  | All program completers, 2017-18   |  |                           |                         |                                    |                                   | 7                        |                           |                     |                                |
|  | All program completers, 2016-17   |  |                           |                         |                                    |                                   | 12                       | 11                        | 92%                 | 164                            |
|  | All program completers, 2015-16   |  |                           |                         |                                    |                                   | 13                       | 13                        | 100%                | 167                            |
| <b>MUSIC CONTENT &amp; INSTRUCTION (5114)</b><br><br>Test Company: ETS<br>Score Range: 100-200 | All enrolled students who have completed all nonclinical courses, 2017-18 |  |                           |                         |                                    |                                   | 1                        |                           |                     |                                |
|  | Other enrolled students, 2017-18  |  |                           |                         |                                    |                                   | 8                        |                           |                     |                                |
|  | All program completers, 2017-18   |  |                           |                         |                                    |                                   | 53                       | 50                        | 94%                 | 170                            |
|  | All program completers, 2016-17   | 2  |                           |                         |                                    | 162                               | 47                       | 46                        | 98%                 | 172                            |
|  | All program completers, 2015-16   | 1  |                           |                         |                                    | 162                               | 43                       | 43                        | 100%                | 172                            |




**Single Assessment Institution-Level Pass Rate Data: Traditional Teacher Preparation Program Within IHE**

|                    |   | <b>HEOA - Title II<br/>2017 - 2018 Academic Year</b> |                           |                         |                                    |                                   |   |                           |                     |                                |
|--|---|--|---------------------------|-------------------------|------------------------------------|-----------------------------------|---|---------------------------|---------------------|--------------------------------|
| Institution Name   |   | SALISBURY UNIVERSITY                                 |                           |                         |                                    |                                   |   |                           |                     |                                |
| Institution Code   |   | 5403   |                           |                         |                                    |                                   |   |                           |                     |                                |
| State  |   | Maryland   |                           |                         |                                    |                                   |   |                           |                     |                                |
|  |   |  |                           |                         |                                    |                                   | Statewide <span style="float: right; font-size: small;">February 1, 2019</span> |                           |                     |                                |
| Assessment Information <sup>1</sup>  | Group   | Number Taking Assessment                             | Number Passing Assessment | Institutional Pass Rate | Institutional Average Scaled Score | Assessment Cut Score <sup>2</sup> | Number Taking Assessment  | Number Passing Assessment | Statewide Pass Rate | Statewide Average Scaled Score |
| <b>PHYSICAL ED CONTENT AND DESIGN (5095)</b><br><br>Test Company: ETS<br>Score Range: 100-200      | All enrolled students who have completed all nonclinical courses, 2017-18 |  |                           |                         |                                    |                                   | 1   |                           |                     |                                |
|  | Other enrolled students, 2017-18  |  |                           |                         |                                    |                                   | 13  | 9                         | 69%                 | 174                            |
|  | All program completers, 2017-18   | 20   | 20                        | 100%                    | 177                                | 169                               | 60  | 58                        | 97%                 | 176                            |
|  | All program completers, 2016-17   | 33   | 33                        | 100%                    | 176                                | 169                               | 69  | 69                        | 100%                | 176                            |
|  | All program completers, 2015-16   | 20   | 20                        | 100%                    | 177                                | 169                               | 77  | 77                        | 100%                | 178                            |
| <b>PHYSICS CONTENT KNOWLEDGE (5265)</b><br><br>Test Company: ETS<br>Score Range: 100-200           | All enrolled students who have completed all nonclinical courses, 2017-18 |  |                           |                         |                                    |                                   |   |                           |                     |                                |
|  | Other enrolled students, 2017-18  |  |                           |                         |                                    |                                   | 1   |                           |                     |                                |
|  | All program completers, 2017-18   |  |                           |                         |                                    |                                   | 1   |                           |                     |                                |
|  | All program completers, 2016-17   |  |                           |                         |                                    |                                   | 4   |                           |                     |                                |
|  | All program completers, 2015-16   |  |                           |                         |                                    |                                   | 2   |                           |                     |                                |
| <b>PRAXIS I MATHEMATICS (DISCONTINUED) (0730)</b><br><br>Test Company: ETS<br>Score Range: 150-190 | All enrolled students who have completed all nonclinical courses, 2017-18 |  |                           |                         |                                    |                                   | 8   |                           |                     |                                |
|  | Other enrolled students, 2017-18  |  |                           |                         |                                    |                                   | 63  | 58                        | 92%                 | 180                            |
|  | All program completers, 2017-18   | 7  |                           |                         |                                    | 177                               | 68  | 68                        | 100%                | 180                            |
|  | All program completers, 2016-17   | 55   | 54                        | 98%                     | 180                                | 177                               | 377   | 374                       | 99%                 | 180                            |
|  | All program completers, 2015-16   | 146  | 146                       | 100%                    | 180                                | 177                               | 1073  | 1063                      | 99%                 | 181                            |
| <b>PRAXIS I READING (DISCONTINUED) (0710)</b><br><br>Test Company: ETS<br>Score Range: 150-190     | All enrolled students who have completed all nonclinical courses, 2017-18 |  |                           |                         |                                    |                                   | 8   |                           |                     |                                |
|  | Other enrolled students, 2017-18  |  |                           |                         |                                    |                                   | 59  | 52                        | 88%                 | 180                            |
|  | All program completers, 2017-18   | 6  |                           |                         |                                    | 177                               | 62  | 62                        | 100%                | 180                            |
|  | All program completers, 2016-17   | 55   | 54                        | 98%                     | 178                                | 177                               | 369   | 363                       | 98%                 | 180                            |
|  | All program completers, 2015-16   | 143  | 142                       | 99%                     | 179                                | 177                               | 1060  | 1050                      | 99%                 | 180                            |


**Single Assessment Institution-Level Pass Rate Data: Traditional Teacher Preparation Program Within IHE**

|                        |   | <b>HEOA - Title II<br/>2017 - 2018 Academic Year</b> |                           |                         |                                    |                                   |                          |                           |                     |                                |
|--|---|--|---------------------------|-------------------------|------------------------------------|-----------------------------------|--------------------------|---------------------------|---------------------|--------------------------------|
| Institution Name   |   | SALISBURY UNIVERSITY                                 |                           |                         |                                    |                                   |                          |                           |                     |                                |
| Institution Code   |   | 5403   |                           |                         |                                    |                                   |                          |                           |                     |                                |
| State  |   | Maryland   |                           |                         |                                    |                                   |                          |                           |                     |                                |
|  |   |  |                           |                         |                                    |                                   | February 1, 2019         |                           |                     |                                |
| Assessment Information <sup>1</sup>  | Group   | Number Taking Assessment                             | Number Passing Assessment | Institutional Pass Rate | Institutional Average Scaled Score | Assessment Cut Score <sup>2</sup> | Statewide                |                           |                     |                                |
|  |   |  |                           |                         |                                    |                                   | Number Taking Assessment | Number Passing Assessment | Statewide Pass Rate | Statewide Average Scaled Score |
| <b>PRAXIS I WRITING (DISCONTINUED) (0720)</b><br><br>Test Company: ETS<br>Score Range: 150-190         | All enrolled students who have completed all nonclinical courses, 2017-18 |  |                           |                         |                                    |                                   | 9                        |                           |                     |                                |
|  | Other enrolled students, 2017-18  |  |                           |                         |                                    |                                   | 57                       | 51                        | 89%                 | 177                            |
|  | All program completers, 2017-18   | 8  |                           |                         |                                    | 173                               | 74                       | 73                        | 99%                 | 176                            |
|  | All program completers, 2016-17   | 55   | 55                        | 100%                    | 176                                | 173                               | 388                      | 386                       | 99%                 | 177                            |
|  | All program completers, 2015-16   | 145  | 145                       | 100%                    | 176                                | 173                               | 1079                     | 1074                      | 100%                | 177                            |
| <b>PRINC LEARNING AND TEACHING 7-12 (5624)</b><br><br>Test Company: ETS<br>Score Range: 100-200        | All enrolled students who have completed all nonclinical courses, 2017-18 |  |                           |                         |                                    |                                   | 14                       | 14                        | 100%                | 179                            |
|  | Other enrolled students, 2017-18  |  |                           |                         |                                    |                                   | 89                       | 87                        | 98%                 | 177                            |
|  | All program completers, 2017-18   | 38   | 38                        | 100%                    | 175                                | 157                               | 335                      | 335                       | 100%                | 181                            |
|  | All program completers, 2016-17   | 41   | 41                        | 100%                    | 176                                | 157                               | 380                      | 380                       | 100%                | 181                            |
|  | All program completers, 2015-16   | 44   | 44                        | 100%                    | 178                                | 157                               | 417                      | 417                       | 100%                | 180                            |
| <b>PRINC LEARNING AND TEACHING EARLY CHILD (5621)</b><br><br>Test Company: ETS<br>Score Range: 100-200 | All enrolled students who have completed all nonclinical courses, 2017-18 |  |                           |                         |                                    |                                   |                          |                           |                     |                                |
|  | Other enrolled students, 2017-18  |  |                           |                         |                                    |                                   | 60                       | 57                        | 95%                 | 171                            |
|  | All program completers, 2017-18   | 42   | 42                        | 100%                    | 173                                | 157                               | 253                      | 249                       | 98%                 | 173                            |
|  | All program completers, 2016-17   | 45   | 45                        | 100%                    | 171                                | 157                               | 282                      | 281                       | 100%                | 173                            |
|  | All program completers, 2015-16   | 32   | 32                        | 100%                    | 170                                | 157                               | 254                      | 252                       | 99%                 | 171                            |
| <b>PRINC LEARNING AND TEACHING K-6 (5622)</b><br><br>Test Company: ETS<br>Score Range: 100-200         | All enrolled students who have completed all nonclinical courses, 2017-18 |  |                           |                         |                                    |                                   | 4                        |                           |                     |                                |
|  | Other enrolled students, 2017-18  |  |                           |                         |                                    |                                   | 161                      | 157                       | 98%                 | 179                            |
|  | All program completers, 2017-18   | 81   | 81                        | 100%                    | 180                                | 160                               | 673                      | 673                       | 100%                | 179                            |
|  | All program completers, 2016-17   | 131  | 131                       | 100%                    | 181                                | 160                               | 744                      | 744                       | 100%                | 180                            |
|  | All program completers, 2015-16   | 132  | 132                       | 100%                    | 179                                | 160                               | 809                      | 808                       | 100%                | 180                            |


**Single Assessment Institution-Level Pass Rate Data: Traditional Teacher Preparation Program Within IHE**

|                            |   | <b>HEOA - Title II<br/>2017 - 2018 Academic Year</b> |                           |                         |                                    |                                   |   |                           |                     |                                |
|--|---|--|---------------------------|-------------------------|------------------------------------|-----------------------------------|---|---------------------------|---------------------|--------------------------------|
| Institution Name   |   | SALISBURY UNIVERSITY                                 |                           |                         |                                    |                                   |   |                           |                     |                                |
| Institution Code   |   | 5403   |                           |                         |                                    |                                   |   |                           |                     |                                |
| State  |   | Maryland   |                           |                         |                                    |                                   |   |                           |                     |                                |
|  |   |  |                           |                         |                                    |                                   | Statewide <span style="float: right; font-size: small;">February 1, 2019</span> |                           |                     |                                |
| Assessment Information <sup>1</sup>  | Group   | Number Taking Assessment                             | Number Passing Assessment | Institutional Pass Rate | Institutional Average Scaled Score | Assessment Cut Score <sup>2</sup> | Number Taking Assessment  | Number Passing Assessment | Statewide Pass Rate | Statewide Average Scaled Score |
| <b>SE CORE KNOWLEDGE &amp; APPLICATIONS (5354)</b><br><br>Test Company: ETS<br>Score Range: 100-200        | All enrolled students who have completed all nonclinical courses, 2017-18 |  |                           |                         |                                    |                                   | 4   |                           |                     |                                |
|  | Other enrolled students, 2017-18  |  |                           |                         |                                    |                                   | 114   | 113                       | 99%                 | 175                            |
|  | All program completers, 2017-18   |  |                           |                         |                                    |                                   | 312   | 312                       | 100%                | 177                            |
|  | All program completers, 2016-17   |  |                           |                         |                                    |                                   | 339   | 339                       | 100%                | 176                            |
|  | All program completers, 2015-16   |  |                           |                         |                                    |                                   | 319   | 319                       | 100%                | 177                            |
| <b>SOCIAL STUDIES CONTENT &amp; INTERPRETATION (5086)</b><br><br>Test Company: ETS<br>Score Range: 100-200 | All enrolled students who have completed all nonclinical courses, 2017-18 |  |                           |                         |                                    |                                   | 7   |                           |                     |                                |
|  | Other enrolled students, 2017-18  |  |                           |                         |                                    |                                   | 48  | 44                        | 92%                 | 168                            |
|  | All program completers, 2017-18   | 2  |                           |                         |                                    | 153                               | 92  | 89                        | 97%                 | 169                            |
|  | All program completers, 2016-17   | 2  |                           |                         |                                    | 153                               | 101   | 94                        | 93%                 | 169                            |
|  | All program completers, 2015-16   | 2  |                           |                         |                                    | 153                               | 102   | 99                        | 97%                 | 166                            |
| <b>SPANISH WORLD LANGUAGE (5195)</b><br><br>Test Company: ETS<br>Score Range: 100-200                      | All enrolled students who have completed all nonclinical courses, 2017-18 |  |                           |                         |                                    |                                   | 1   |                           |                     |                                |
|  | Other enrolled students, 2017-18  |  |                           |                         |                                    |                                   | 4   |                           |                     |                                |
|  | All program completers, 2017-18   |  |                           |                         |                                    |                                   | 8   |                           |                     |                                |
|  | All program completers, 2016-17   |  |                           |                         |                                    |                                   | 8   |                           |                     |                                |
|  | All program completers, 2015-16   |  |                           |                         |                                    |                                   | 16  | 14                        | 88%                 | 181                            |
| <b>TECHNOLOGY EDUCATION (5051)</b><br><br>Test Company: ETS<br>Score Range: 100-200                        | All enrolled students who have completed all nonclinical courses, 2017-18 |  |                           |                         |                                    |                                   |   |                           |                     |                                |
|  | Other enrolled students, 2017-18  |  |                           |                         |                                    |                                   |   |                           |                     |                                |
|  | All program completers, 2017-18   |  |                           |                         |                                    |                                   |   |                           |                     |                                |
|  | All program completers, 2016-17   |  |                           |                         |                                    |                                   | 1   |                           |                     |                                |
|  | All program completers, 2015-16   |  |                           |                         |                                    |                                   |   |                           |                     |                                |


**Single Assessment Institution-Level Pass Rate Data: Traditional Teacher Preparation Program Within IHE**

|          |   | <b>HEOA - Title II<br/>2017 - 2018 Academic Year</b> |                           |                         |                                    |                                   |   |                           |                     |                                |
|--|---|--|---------------------------|-------------------------|------------------------------------|-----------------------------------|---|---------------------------|---------------------|--------------------------------|
| Institution Name   |   | SALISBURY UNIVERSITY                                 |                           |                         |                                    |                                   |   |                           |                     |                                |
| Institution Code   |   | 5403   |                           |                         |                                    |                                   |   |                           |                     |                                |
| State  |   | Maryland   |                           |                         |                                    |                                   |   |                           |                     |                                |
|  |   |  |                           |                         |                                    |                                   | Statewide <span style="float: right; font-size: small;">February 1, 2019</span> |                           |                     |                                |
| Assessment Information <sup>1</sup>  | Group   | Number Taking Assessment                             | Number Passing Assessment | Institutional Pass Rate | Institutional Average Scaled Score | Assessment Cut Score <sup>2</sup> | Number Taking Assessment  | Number Passing Assessment | Statewide Pass Rate | Statewide Average Scaled Score |
| <b>THEATRE (5641)</b><br><br>Test Company: ETS<br>Score Range: 100-200                   | All enrolled students who have completed all nonclinical courses, 2017-18 |  |                           |                         |                                    |                                   |   |                           |                     |                                |
|  | Other enrolled students, 2017-18  |  |                           |                         |                                    |                                   |   |                           |                     |                                |
|  | All program completers, 2017-18   |  |                           |                         |                                    |                                   | 1   |                           |                     |                                |
|  | All program completers, 2016-17   |  |                           |                         |                                    |                                   | 5   |                           |                     |                                |
|  | All program completers, 2015-16   |  |                           |                         |                                    |                                   |   |                           |                     |                                |
| <b>WORLD AND U.S. HISTORY CK (5941)</b><br><br>Test Company: ETS<br>Score Range: 100-200 | All enrolled students who have completed all nonclinical courses, 2017-18 |  |                           |                         |                                    |                                   | 4   |                           |                     |                                |
|  | Other enrolled students, 2017-18  |  |                           |                         |                                    |                                   | 10  | 7                         | 70%                 | 170                            |
|  | All program completers, 2017-18   | 21   | 21                        | 100%                    | 170                                | 160                               | 34  | 33                        | 97%                 | 172                            |
|  | All program completers, 2016-17   | 18   | 18                        | 100%                    | 166                                | 160                               | 31  | 29                        | 94%                 | 169                            |
|  | All program completers, 2015-16   | 13   | 13                        | 100%                    | 166                                | 160                               | 34  | 34                        | 100%                | 170                            |
| <b>WORLD LANGUAGE PEDAGOGY (5841)</b><br><br>Test Company: ETS<br>Score Range: 100-200   | All enrolled students who have completed all nonclinical courses, 2017-18 |  |                           |                         |                                    |                                   |   |                           |                     |                                |
|  | Other enrolled students, 2017-18  |  |                           |                         |                                    |                                   | 1   |                           |                     |                                |
|  | All program completers, 2017-18   |  |                           |                         |                                    |                                   |   |                           |                     |                                |
|  | All program completers, 2016-17   |  |                           |                         |                                    |                                   |   |                           |                     |                                |
|  | All program completers, 2015-16   |  |                           |                         |                                    |                                   |   |                           |                     |                                |
| <b>OPI FRENCH (ACT1006)</b><br><br>Test Company: ACTFL*<br>Score Range: 1-10             | All enrolled students who have completed all nonclinical courses, 2017-18 |  |                           |                         |                                    |                                   |   |                           |                     |                                |
|  | Other enrolled students, 2017-18  |  |                           |                         |                                    |                                   | 1   |                           |                     |                                |
|  | All program completers, 2017-18   |  |                           |                         |                                    |                                   |   |                           |                     |                                |
|  | All program completers, 2016-17   |  |                           |                         |                                    |                                   |   |                           |                     |                                |
|  | All program completers, 2015-16   |  |                           |                         |                                    |                                   |   |                           |                     |                                |


**Single Assessment Institution-Level Pass Rate Data: Traditional Teacher Preparation Program Within IHE**

|  |   | <b>HEOA - Title II<br/>2017 - 2018 Academic Year</b> |                           |                         |                                    |                                   |                          |                           |                     |                                |
|--|---|--|---------------------------|-------------------------|------------------------------------|-----------------------------------|--------------------------|---------------------------|---------------------|--------------------------------|
| Institution Name   |   | SALISBURY UNIVERSITY                                 |                           |                         |                                    |                                   |                          |                           |                     |                                |
| Institution Code   |   | 5403   |                           |                         |                                    |                                   |                          |                           |                     |                                |
| State  |   | Maryland   |                           |                         |                                    |                                   |                          |                           |                     |                                |
|  |   |  |                           |                         |                                    |                                   | February 1, 2019         |                           |                     |                                |
| Assessment Information <sup>1</sup>  | Group   | Number Taking Assessment                             | Number Passing Assessment | Institutional Pass Rate | Institutional Average Scaled Score | Assessment Cut Score <sup>2</sup> | Statewide                |                           |                     |                                |
|  |   |  |                           |                         |                                    |                                   | Number Taking Assessment | Number Passing Assessment | Statewide Pass Rate | Statewide Average Scaled Score |
| <b>OPI GERMAN (ACT1007)</b><br><br>Test Company: ACTFL*<br>Score Range: 1-10     | All enrolled students who have completed all nonclinical courses, 2017-18 |  |                           |                         |                                    |                                   |                          |                           |                     |                                |
|  | Other enrolled students, 2017-18  |  |                           |                         |                                    |                                   | 2                        |                           |                     |                                |
|  | All program completers, 2017-18   |  |                           |                         |                                    |                                   |                          |                           |                     |                                |
|  | All program completers, 2016-17   |  |                           |                         |                                    |                                   |                          | 1                         |                     |                                |
|  | All program completers, 2015-16   |  |                           |                         |                                    |                                   |                          |                           |                     |                                |
| <b>OPI ITALIAN (ACT1010)</b><br><br>Test Company: ACTFL*<br>Score Range: 1-10    | All enrolled students who have completed all nonclinical courses, 2017-18 |  |                           |                         |                                    |                                   |                          |                           |                     |                                |
|  | Other enrolled students, 2017-18  |  |                           |                         |                                    |                                   |                          |                           |                     |                                |
|  | All program completers, 2017-18   |  |                           |                         |                                    |                                   |                          |                           |                     |                                |
|  | All program completers, 2016-17   |  |                           |                         |                                    |                                   |                          | 2                         |                     |                                |
|  | All program completers, 2015-16   |  |                           |                         |                                    |                                   |                          |                           |                     |                                |
| <b>OPI MANDARIN (ACT1013)</b><br><br>Test Company: ACTFL*<br>Score Range: 1-10   | All enrolled students who have completed all nonclinical courses, 2017-18 |  |                           |                         |                                    |                                   |                          |                           |                     |                                |
|  | Other enrolled students, 2017-18  |  |                           |                         |                                    |                                   |                          |                           |                     |                                |
|  | All program completers, 2017-18   |  |                           |                         |                                    |                                   |                          | 1                         |                     |                                |
|  | All program completers, 2016-17   |  |                           |                         |                                    |                                   |                          | 3                         |                     |                                |
|  | All program completers, 2015-16   |  |                           |                         |                                    |                                   |                          | 1                         |                     |                                |
| <b>OPI SPANISH (ACT1018)</b><br><br>Test Company: ACTFL*<br>Score Range: 1-10    | All enrolled students who have completed all nonclinical courses, 2017-18 |  |                           |                         |                                    |                                   |                          |                           |                     |                                |
|  | Other enrolled students, 2017-18  |  |                           |                         |                                    |                                   |                          |                           |                     |                                |
|  | All program completers, 2017-18   |  |                           |                         |                                    |                                   |                          | 2                         |                     |                                |
|  | All program completers, 2016-17   |  |                           |                         |                                    |                                   |                          | 1                         |                     |                                |
|  | All program completers, 2015-16   | 3  |                           |                         |                                    |                                   | 6                        | 5                         |                     |                                |

**Single Assessment Institution-Level Pass Rate Data: Traditional Teacher Preparation Program Within IHE**

|        |   | <b>HEOA - Title II<br/>2017 - 2018 Academic Year</b> |                           |                         |                                    |                                   |                          |                           |                     |                                |
|--|---|--|---------------------------|-------------------------|------------------------------------|-----------------------------------|--------------------------|---------------------------|---------------------|--------------------------------|
| Institution Name   |   | SALISBURY UNIVERSITY                                 |                           |                         |                                    |                                   |                          |                           |                     |                                |
| Institution Code   |   | 5403   |                           |                         |                                    |                                   |                          |                           |                     |                                |
| State  |   | Maryland   |                           |                         |                                    |                                   |                          |                           |                     |                                |
|  |   |  |                           |                         |                                    |                                   | February 1, 2019         |                           |                     |                                |
| Assessment Information <sup>1</sup>  | Group   | Number Taking Assessment                             | Number Passing Assessment | Institutional Pass Rate | Institutional Average Scaled Score | Assessment Cut Score <sup>2</sup> | Statewide                |                           |                     |                                |
|  |   |  |                           |                         |                                    |                                   | Number Taking Assessment | Number Passing Assessment | Statewide Pass Rate | Statewide Average Scaled Score |
| <b>OPIC FRENCH (ACT3003)</b><br><br>Test Company: ACTFL*<br>Score Range: 1-10          | All enrolled students who have completed all nonclinical courses, 2017-18 |  |                           |                         |                                    |                                   |                          |                           |                     |                                |
|  | Other enrolled students, 2017-18  |  |                           |                         |                                    |                                   | 2                        |                           |                     |                                |
|  | All program completers, 2017-18   |  |                           |                         |                                    |                                   | 1                        |                           |                     |                                |
|  | All program completers, 2016-17   |  |                           |                         |                                    |                                   | 1                        |                           |                     |                                |
|  | All program completers, 2015-16   |  |                           |                         |                                    |                                   |                          |                           |                     |                                |
| <b>OPIC SPANISH (ACT3002)</b><br><br>Test Company: ACTFL*<br>Score Range: 1-10         | All enrolled students who have completed all nonclinical courses, 2017-18 |  |                           |                         |                                    |                                   |                          |                           |                     |                                |
|  | Other enrolled students, 2017-18  |  |                           |                         |                                    |                                   | 4                        |                           |                     |                                |
|  | All program completers, 2017-18   |  |                           |                         |                                    |                                   | 2                        |                           |                     |                                |
|  | All program completers, 2016-17   |  |                           |                         |                                    |                                   | 2                        |                           |                     |                                |
|  | All program completers, 2015-16   |  |                           |                         |                                    |                                   | 5                        |                           |                     |                                |
| <b>WPT CHINESE-MANDARIN (ACT2002)</b><br><br>Test Company: ACTFL*<br>Score Range: 1-10 | All enrolled students who have completed all nonclinical courses, 2017-18 |  |                           |                         |                                    |                                   |                          |                           |                     |                                |
|  | Other enrolled students, 2017-18  |  |                           |                         |                                    |                                   |                          |                           |                     |                                |
|  | All program completers, 2017-18   |  |                           |                         |                                    |                                   | 2                        |                           |                     |                                |
|  | All program completers, 2016-17   |  |                           |                         |                                    |                                   | 3                        |                           |                     |                                |
|  | All program completers, 2015-16   |  |                           |                         |                                    |                                   | 1                        |                           |                     |                                |
| <b>WPT FRENCH (ACT2005)</b><br><br>Test Company: ACTFL*<br>Score Range: 1-10           | All enrolled students who have completed all nonclinical courses, 2017-18 |  |                           |                         |                                    |                                   |                          |                           |                     |                                |
|  | Other enrolled students, 2017-18  |  |                           |                         |                                    |                                   | 3                        |                           |                     |                                |
|  | All program completers, 2017-18   |  |                           |                         |                                    |                                   | 1                        |                           |                     |                                |
|  | All program completers, 2016-17   |  |                           |                         |                                    |                                   | 2                        |                           |                     |                                |
|  | All program completers, 2015-16   |  |                           |                         |                                    |                                   |                          |                           |                     |                                |

**Single Assessment Institution-Level Pass Rate Data: Traditional Teacher Preparation Program Within IHE**

|  |   | <b>HEOA - Title II<br/>2017 - 2018 Academic Year</b> |                           |                         |                                    |                                   |                          |                           |                     |                                |   |
|--|---|--|---------------------------|-------------------------|------------------------------------|-----------------------------------|--------------------------|---------------------------|---------------------|--------------------------------|---|
| Institution Name   | SALISBURY UNIVERSITY  |  |                           |                         |                                    |                                   |                          |                           |                     |                                |   |
| Institution Code   | 5403  |  |                           |                         |                                    |                                   |                          |                           |                     |                                |   |
| State  | Maryland  |  |                           |                         |                                    |                                   |                          |                           |                     |                                |   |
|  |   |  |                           |                         |                                    | February 1, 2019                  |                          |                           |                     |                                |   |
| Assessment Information <sup>1</sup>  | Group   | Number Taking Assessment                             | Number Passing Assessment | Institutional Pass Rate | Institutional Average Scaled Score | Assessment Cut Score <sup>2</sup> | Statewide                |                           |                     |                                |   |
|  |   |  |                           |                         |                                    |                                   | Number Taking Assessment | Number Passing Assessment | Statewide Pass Rate | Statewide Average Scaled Score |   |
| <b>WPT GERMAN (ACT2006)</b><br><br>Test Company: ACTFL*<br>Score Range: 1-10     | All enrolled students who have completed all nonclinical courses, 2017-18 |  |                           |                         |                                    |                                   |                          |                           |                     |                                |   |
|  | Other enrolled students, 2017-18  |  |                           |                         |                                    |                                   |                          |                           |                     |                                |   |
|  | All program completers, 2017-18   |  |                           |                         |                                    |                                   |                          |                           |                     |                                |   |
|  | All program completers, 2016-17   |  |                           |                         |                                    |                                   | 1                        |                           |                     |                                |   |
|  | All program completers, 2015-16   |  |                           |                         |                                    |                                   |                          |                           |                     |                                |   |
| <b>WPT ITALIAN (ACT2009)</b><br><br>Test Company: ACTFL*<br>Score Range: 1-10    | All enrolled students who have completed all nonclinical courses, 2017-18 |  |                           |                         |                                    |                                   |                          |                           |                     |                                |   |
|  | Other enrolled students, 2017-18  |  |                           |                         |                                    |                                   |                          |                           |                     |                                |   |
|  | All program completers, 2017-18   |  |                           |                         |                                    |                                   |                          |                           |                     |                                |   |
|  | All program completers, 2016-17   |  |                           |                         |                                    |                                   | 2                        |                           |                     |                                |   |
|  | All program completers, 2015-16   |  |                           |                         |                                    |                                   |                          |                           |                     |                                |   |
| <b>WPT SPANISH (ACT2015)</b><br><br>Test Company: ACTFL*<br>Score Range: 1-10    | All enrolled students who have completed all nonclinical courses, 2017-18 |  |                           |                         |                                    |                                   |                          |                           |                     |                                |   |
|  | Other enrolled students, 2017-18  |  |                           |                         |                                    |                                   | 2                        |                           |                     |                                |   |
|  | All program completers, 2017-18   |  |                           |                         |                                    |                                   | 4                        |                           |                     |                                |   |
|  | All program completers, 2016-17   |  |                           |                         |                                    |                                   | 4                        |                           |                     |                                |   |
|  | All program completers, 2015-16   | 3  |                           |                         |                                    |                                   | 6                        | 11                        | 11                  | 100%                           | 6 |

Note: In cases where there are less than ten students taking the assessment or license/certificate, the number passing and pass rate are not reported.

<sup>1</sup>Tests with multiple delivery options (computer, paper, etc.) will be noted with the assessment code for one format only.

<sup>2</sup>Cut scores may vary for groups depending upon when the cut scores are established by the state and when each group completed their teacher certification or licensure assessment.

\*Questions regarding tests listed by this testing company must be addressed to your state Title II Coordinator.