



Single Assessment Institution-Level Pass Rate Data: Traditional Teacher Preparation Program Within IHE

	HEOA - Title II 2018 - 2019 Academic Year
	Institution Name SALISBURY UNIVERSITY
	Institution Code 5403
	State Maryland


February 3, 2020

Assessment Information ¹	Group	Number Taking Assessment	Number Passing Assessment	Institutional Pass Rate	Institutional Average Scaled Score	Assessment Cut Score ²	Statewide			
							Number Taking Assessment	Number Passing Assessment	Statewide Pass Rate	Statewide Average Scaled Score
AGRICULTURE (5701) Test Company: ETS Score Range: 100-200	All enrolled students who have completed all nonclinical courses, 2018-19									
	Other enrolled students, 2018-19						1			
	All program completers, 2018-19									
	All program completers, 2017-18						1			
	All program completers, 2016-17									
ART CONTENT AND ANALYSIS (5135) Test Company: ETS Score Range: 100-200	All enrolled students who have completed all nonclinical courses, 2018-19						2			
	Other enrolled students, 2018-19						18	13	72%	167
	All program completers, 2018-19						58	55	95%	171
	All program completers, 2017-18						66	64	97%	175
	All program completers, 2016-17						81	79	98%	173
BIOLOGY CONTENT KNOWLEDGE (0235) Test Company: ETS Score Range: 100-200	All enrolled students who have completed all nonclinical courses, 2018-19						5			
	Other enrolled students, 2018-19	1				150	19	18	95%	171
	All program completers, 2018-19	2				150	45	45	100%	169
	All program completers, 2017-18	1				150	37	37	100%	172
	All program completers, 2016-17	1				150	37	37	100%	171
BUSINESS ED CONTENT KNOWLEDGE (5101) Test Company: ETS Score Range: 100-200	All enrolled students who have completed all nonclinical courses, 2018-19						1			
	Other enrolled students, 2018-19									
	All program completers, 2018-19						5			
	All program completers, 2017-18						4			
	All program completers, 2016-17						7			


Single Assessment Institution-Level Pass Rate Data: Traditional Teacher Preparation Program Within IHE

		HEOA - Title II 2018 - 2019 Academic Year								
Institution Name		SALISBURY UNIVERSITY								
Institution Code		5403								
State		Maryland								
							February 3, 2020			
Assessment Information ¹	Group	Number Taking Assessment	Number Passing Assessment	Institutional Pass Rate	Institutional Average Scaled Score	Assessment Cut Score ²	Statewide			
							Number Taking Assessment	Number Passing Assessment	Statewide Pass Rate	Statewide Average Scaled Score
CHEMISTRY CONTENT KNOWLEDGE (0245) Test Company: ETS Score Range: 100-200	All enrolled students who have completed all nonclinical courses, 2018-19									
	Other enrolled students, 2018-19						4			
	All program completers, 2018-19						6			
	All program completers, 2017-18						11	11	100%	174
	All program completers, 2016-17	2				153	18	18	100%	172
CHINESE (MANDARIN) WORLD LANGUAGE (5665) Test Company: ETS Score Range: 100-200	All enrolled students who have completed all nonclinical courses, 2018-19									
	Other enrolled students, 2018-19						2			
	All program completers, 2018-19						5			
	All program completers, 2017-18						10	10	100%	196
	All program completers, 2016-17						7			
COMPUTER SCIENCE - NEW (5652) Test Company: ETS Score Range: 100-200	All enrolled students who have completed all nonclinical courses, 2018-19									
	Other enrolled students, 2018-19									
	All program completers, 2018-19						1			
	All program completers, 2017-18									
	All program completers, 2016-17									
COMPUTER SCIENCE (5651) Test Company: ETS Score Range: 100-200	All enrolled students who have completed all nonclinical courses, 2018-19									
	Other enrolled students, 2018-19									
	All program completers, 2018-19						3			
	All program completers, 2017-18						3			
	All program completers, 2016-17									


Single Assessment Institution-Level Pass Rate Data: *Traditional Teacher Preparation Program Within IHE*

		HEOA - Title II 2018 - 2019 Academic Year									
Institution Name		SALISBURY UNIVERSITY									
Institution Code		5403									
State		Maryland									
							February 3, 2020				
Assessment Information ¹	Group	Number Taking Assessment	Number Passing Assessment	Institutional Pass Rate	Institutional Average Scaled Score	Assessment Cut Score ²	Statewide				
							Number Taking Assessment	Number Passing Assessment	Statewide Pass Rate	Statewide Average Scaled Score	
CORE ACADEMIC SKILLS FOR ED: MATH (5732) Test Company: ETS Score Range: 100-200	All enrolled students who have completed all nonclinical courses, 2018-19	17	17	100%	164	150	101	85	84%	159	
	Other enrolled students, 2018-19	170	162	95%	163	150	1265	1137	90%	162	
	All program completers, 2018-19	140	140	100%	165	150	934	924	99%	166	
	All program completers, 2017-18	119	119	100%	166	150	963	956	99%	166	
	All program completers, 2016-17	120	120	100%	166	150	796	787	99%	166	
CORE ACADEMIC SKILLS FOR ED: READING (5712) Test Company: ETS Score Range: 100-200	All enrolled students who have completed all nonclinical courses, 2018-19	17	17	100%	178	156	101	98	97%	176	
	Other enrolled students, 2018-19	169	167	99%	176	156	1261	1234	98%	177	
	All program completers, 2018-19	140	139	99%	176	156	931	930	100%	178	
	All program completers, 2017-18	120	120	100%	179	156	965	965	100%	179	
	All program completers, 2016-17	121	121	100%	178	156	793	791	100%	180	
CORE ACADEMIC SKILLS FOR ED: WRITING (5722) Test Company: ETS Score Range: 100-200	All enrolled students who have completed all nonclinical courses, 2018-19	17	17	100%	170	162	102	91	89%	167	
	Other enrolled students, 2018-19	170	168	99%	168	162	1259	1170	93%	168	
	All program completers, 2018-19	140	139	99%	169	162	925	922	100%	170	
	All program completers, 2017-18	118	118	100%	170	162	957	953	100%	171	
	All program completers, 2016-17	121	121	100%	170	162	773	767	99%	171	
EARLY CHILDHOOD CONTENT KNOWLEDGE (5022) Test Company: ETS Score Range: 100-200	All enrolled students who have completed all nonclinical courses, 2018-19										
	Other enrolled students, 2018-19										
	All program completers, 2018-19										
	All program completers, 2017-18										
	All program completers, 2016-17	1				160	3				


Single Assessment Institution-Level Pass Rate Data: Traditional Teacher Preparation Program Within IHE

		HEOA - Title II 2018 - 2019 Academic Year								
Institution Name		SALISBURY UNIVERSITY								
Institution Code		5403								
State		Maryland								
							February 3, 2020			
Assessment Information ¹	Group	Number Taking Assessment	Number Passing Assessment	Institutional Pass Rate	Institutional Average Scaled Score	Assessment Cut Score ²	Statewide			
							Number Taking Assessment	Number Passing Assessment	Statewide Pass Rate	Statewide Average Scaled Score
EARLY CHILDHOOD EDUCATION (5025) Test Company: ETS Score Range: 100-200	All enrolled students who have completed all nonclinical courses, 2018-19	11	11	100%	180	156	18	18	100%	178
	Other enrolled students, 2018-19	3				156	77	75	97%	174
	All program completers, 2018-19	39	39	100%	178	156	287	287	100%	177
	All program completers, 2017-18	46	46	100%	178	156	306	306	100%	178
	All program completers, 2016-17	55	55	100%	176	156	323	323	100%	177
EARTH AND SPACE SCIENCES - CK (5571) Test Company: ETS Score Range: 100-200	All enrolled students who have completed all nonclinical courses, 2018-19						1			
	Other enrolled students, 2018-19						2			
	All program completers, 2018-19	1				152	5			
	All program completers, 2017-18	3				152	8			
	All program completers, 2016-17	2				152	8			
ELEM ED: INSTRUCTIONAL PRACTICE AND APPLICATIONS (5019) Test Company: ETS Score Range: 100-200	All enrolled students who have completed all nonclinical courses, 2018-19						1			
	Other enrolled students, 2018-19	1				155	27	22	81%	166
	All program completers, 2018-19	8				155	83	81	98%	171
	All program completers, 2017-18	81	81	100%	175	155	663	653	98%	173
	All program completers, 2016-17	131	131	100%	174	155	745	743	100%	174
ELEMENTARY EDUCATION: MATHEMATICS CKT (7803) Test Company: ETS Score Range: 100-200	All enrolled students who have completed all nonclinical courses, 2018-19	14	14	100%	172	150	21	20	95%	169
	Other enrolled students, 2018-19	1				150	139	127	91%	167
	All program completers, 2018-19	87	86	99%	167	150	541	533	99%	168
	All program completers, 2017-18						14	13	93%	164
	All program completers, 2016-17									

Single Assessment Institution-Level Pass Rate Data: Traditional Teacher Preparation Program Within IHE

		HEOA - Title II 2018 - 2019 Academic Year									
Institution Name		SALISBURY UNIVERSITY									
Institution Code		5403									
State		Maryland									
							February 3, 2020				
Assessment Information ¹	Group	Number Taking Assessment	Number Passing Assessment	Institutional Pass Rate	Institutional Average Scaled Score	Assessment Cut Score ²	Statewide				
							Number Taking Assessment	Number Passing Assessment	Statewide Pass Rate	Statewide Average Scaled Score	
ELEMENTARY EDUCATION: READING AND LANG ARTS CKT (7802) Test Company: ETS Score Range: 100-200	All enrolled students who have completed all nonclinical courses, 2018-19	14	14	100%	169	161	24	21	88%	169	
	Other enrolled students, 2018-19	2				161	120	105	88%	172	
	All program completers, 2018-19	88	87	99%	172	161	541	529	98%	174	
	All program completers, 2017-18						14	13	93%	174	
	All program completers, 2016-17										
ELEMENTARY EDUCATION: SCIENCE CKT (7804) Test Company: ETS Score Range: 100-200	All enrolled students who have completed all nonclinical courses, 2018-19	14	14	100%	178	154	23	23	100%	173	
	Other enrolled students, 2018-19						145	140	97%	178	
	All program completers, 2018-19	87	87	100%	175	154	539	536	99%	179	
	All program completers, 2017-18						14	13	93%	175	
	All program completers, 2016-17										
ELEMENTARY EDUCATION: SOCIAL STUDIES (7805) Test Company: ETS Score Range: 100-200	All enrolled students who have completed all nonclinical courses, 2018-19	14	12	86%	168	155	21	15	71%	164	
	Other enrolled students, 2018-19	2				155	135	103	76%	165	
	All program completers, 2018-19	89	86	97%	165	155	544	512	94%	167	
	All program completers, 2017-18						14	11	79%	160	
	All program completers, 2016-17										
ENGLISH LANGUAGE ARTS: CONTENT AND ANALYSIS (5039) Test Company: ETS Score Range: 100-200	All enrolled students who have completed all nonclinical courses, 2018-19						15	13	87%	178	
	Other enrolled students, 2018-19	2				168	42	41	98%	177	
	All program completers, 2018-19	5				168	93	93	100%	180	
	All program completers, 2017-18	10	10	100%	175	168	109	109	100%	180	
	All program completers, 2016-17	8				168	106	106	100%	179	

Single Assessment Institution-Level Pass Rate Data: Traditional Teacher Preparation Program Within IHE


	HEOA - Title II 2018 - 2019 Academic Year
	Institution Name
	Institution Code
	State

SALISBURY UNIVERSITY
5403
Maryland


February 3, 2020

Assessment Information ¹	Group	Number Taking Assessment	Number Passing Assessment	Institutional Pass Rate	Institutional Average Scaled Score	Assessment Cut Score ²	Statewide				
							Number Taking Assessment	Number Passing Assessment	Statewide Pass Rate	Statewide Average Scaled Score	
ENGLISH TO SPEAKERS OF OTHER LANGUAGES (DISC) (5361) Test Company: ETS Score Range: 100-200	All enrolled students who have completed all nonclinical courses, 2018-19										
	Other enrolled students, 2018-19						7				
	All program completers, 2018-19						9				
	All program completers, 2017-18						22	22	100%	169	
	All program completers, 2016-17	2					149	29	29	100%	175
ENGLISH TO SPEAKERS OF OTHER LANGUAGES (5362) Test Company: ETS Score Range: 100-200	All enrolled students who have completed all nonclinical courses, 2018-19	1					155	1			
	Other enrolled students, 2018-19						6				
	All program completers, 2018-19	1					155	33	33	100%	187
	All program completers, 2017-18						18	18	100%	186	
	All program completers, 2016-17						1				
FRENCH WORLD LANGUAGE (5174) Test Company: ETS Score Range: 100-200	All enrolled students who have completed all nonclinical courses, 2018-19										
	Other enrolled students, 2018-19						3				
	All program completers, 2018-19						2				
	All program completers, 2017-18						3				
	All program completers, 2016-17						2				
GERMAN WORLD LANGUAGE (5183) Test Company: ETS Score Range: 100-200	All enrolled students who have completed all nonclinical courses, 2018-19										
	Other enrolled students, 2018-19						1				
	All program completers, 2018-19						1				
	All program completers, 2017-18						1				
	All program completers, 2016-17						1				

Single Assessment Institution-Level Pass Rate Data: Traditional Teacher Preparation Program Within IHE

		HEOA - Title II 2018 - 2019 Academic Year								
Institution Name		SALISBURY UNIVERSITY								
Institution Code		5403								
State		Maryland								
							<i>February 3, 2020</i>			
Assessment Information ¹	Group	Number Taking Assessment	Number Passing Assessment	Institutional Pass Rate	Institutional Average Scaled Score	Assessment Cut Score ²	Statewide			
							Number Taking Assessment	Number Passing Assessment	Statewide Pass Rate	Statewide Average Scaled Score
HEALTH EDUCATION (5551) Test Company: ETS Score Range: 100-200	All enrolled students who have completed all nonclinical courses, 2018-19									
	Other enrolled students, 2018-19						4			
	All program completers, 2018-19						20	19	95%	167
	All program completers, 2017-18						13	12	92%	164
	All program completers, 2016-17						13	13	100%	169
LATIN (5601) Test Company: ETS Score Range: 100-200	All enrolled students who have completed all nonclinical courses, 2018-19									
	Other enrolled students, 2018-19									
	All program completers, 2018-19									
	All program completers, 2017-18						1			
	All program completers, 2016-17									
MATHEMATICS CONTENT KNOWLEDGE (5161) Test Company: ETS Score Range: 100-200	All enrolled students who have completed all nonclinical courses, 2018-19						10	3	30%	156
	Other enrolled students, 2018-19						30	18	60%	164
	All program completers, 2018-19	7				160	56	52	93%	171
	All program completers, 2017-18	3				160	45	43	96%	173
	All program completers, 2016-17	10	10	100%	165	160	74	72	97%	171
MIDDLE SCHOOL ENG LANG ARTS (5047) Test Company: ETS Score Range: 100-200	All enrolled students who have completed all nonclinical courses, 2018-19									
	Other enrolled students, 2018-19						6			
	All program completers, 2018-19						12	5	42%	162
	All program completers, 2017-18						8			
	All program completers, 2016-17						13	12	92%	169


Single Assessment Institution-Level Pass Rate Data: Traditional Teacher Preparation Program Within IHE

	HEOA - Title II 2018 - 2019 Academic Year	
	Institution Name	SALISBURY UNIVERSITY
	Institution Code	5403
	State	Maryland

February 3, 2020

Assessment Information ¹	Group	Number Taking Assessment	Number Passing Assessment	Institutional Pass Rate	Institutional Average Scaled Score	Assessment Cut Score ²	Statewide				
							Number Taking Assessment	Number Passing Assessment	Statewide Pass Rate	Statewide Average Scaled Score	
MIDDLE SCHOOL MATHEMATICS (5169) Test Company: ETS Score Range: 100-200	All enrolled students who have completed all nonclinical courses, 2018-19										
	Other enrolled students, 2018-19						14	14	100%	181	
	All program completers, 2018-19						17	15	88%	177	
	All program completers, 2017-18						33	33	100%	179	
	All program completers, 2016-17						30	30	100%	182	
MIDDLE SCHOOL SCIENCE (5440) Test Company: ETS Score Range: 100-200	All enrolled students who have completed all nonclinical courses, 2018-19										
	Other enrolled students, 2018-19						13	12	92%	159	
	All program completers, 2018-19						17	17	100%	169	
	All program completers, 2017-18						35	35	100%	165	
	All program completers, 2016-17						34	33	97%	166	
MIDDLE SCHOOL SOCIAL STUDIES (5089) Test Company: ETS Score Range: 100-200	All enrolled students who have completed all nonclinical courses, 2018-19										
	Other enrolled students, 2018-19						4				
	All program completers, 2018-19						8				
	All program completers, 2017-18						7				
	All program completers, 2016-17						12	11	92%	164	
MUSIC CONTENT & INSTRUCTION (5114) Test Company: ETS Score Range: 100-200	All enrolled students who have completed all nonclinical courses, 2018-19						1				
	Other enrolled students, 2018-19						12	8	67%	166	
	All program completers, 2018-19		1			162	39	37	95%	171	
	All program completers, 2017-18						54	50	93%	170	
	All program completers, 2016-17		2				162	47	46	98%	172


Single Assessment Institution-Level Pass Rate Data: Traditional Teacher Preparation Program Within IHE

	HEOA - Title II 2018 - 2019 Academic Year
	Institution Name SALISBURY UNIVERSITY
	Institution Code 5403
	State Maryland


February 3, 2020

Assessment Information ¹	Group	Number Taking Assessment	Number Passing Assessment	Institutional Pass Rate	Institutional Average Scaled Score	Assessment Cut Score ²	Statewide			
							Number Taking Assessment	Number Passing Assessment	Statewide Pass Rate	Statewide Average Scaled Score
PHYSICAL ED CONTENT AND DESIGN (5095) Test Company: ETS Score Range: 100-200	All enrolled students who have completed all nonclinical courses, 2018-19									
	Other enrolled students, 2018-19						14	11	79%	174
	All program completers, 2018-19	16	15	94%	172	169	51	48	94%	174
	All program completers, 2017-18	20	20	100%	177	169	61	60	98%	176
	All program completers, 2016-17	33	33	100%	176	169	69	69	100%	176
PHYSICS CONTENT KNOWLEDGE (5265) Test Company: ETS Score Range: 100-200	All enrolled students who have completed all nonclinical courses, 2018-19						1			
	Other enrolled students, 2018-19									
	All program completers, 2018-19	1				143	3			
	All program completers, 2017-18						1			
	All program completers, 2016-17						4			
PRAXIS I MATHEMATICS (DISCONTINUED) (0730) Test Company: ETS Score Range: 150-190	All enrolled students who have completed all nonclinical courses, 2018-19									
	Other enrolled students, 2018-19									
	All program completers, 2018-19									
	All program completers, 2017-18	7				177	68	68	100%	180
	All program completers, 2016-17	55	54	98%	180	177	376	373	99%	180
PRAXIS I READING (DISCONTINUED) (0710) Test Company: ETS Score Range: 150-190	All enrolled students who have completed all nonclinical courses, 2018-19									
	Other enrolled students, 2018-19									
	All program completers, 2018-19									
	All program completers, 2017-18	6				177	62	62	100%	180
	All program completers, 2016-17	55	54	98%	178	177	368	362	98%	180


Single Assessment Institution-Level Pass Rate Data: Traditional Teacher Preparation Program Within IHE

		HEOA - Title II 2018 - 2019 Academic Year								
Institution Name		SALISBURY UNIVERSITY								
Institution Code		5403								
State		Maryland								
							February 3, 2020			
Assessment Information ¹	Group	Number Taking Assessment	Number Passing Assessment	Institutional Pass Rate	Institutional Average Scaled Score	Assessment Cut Score ²	Statewide			
							Number Taking Assessment	Number Passing Assessment	Statewide Pass Rate	Statewide Average Scaled Score
PRAXIS I WRITING (DISCONTINUED) (0720) Test Company: ETS Score Range: 150-190	All enrolled students who have completed all nonclinical courses, 2018-19									
	Other enrolled students, 2018-19									
	All program completers, 2018-19									
	All program completers, 2017-18	8				173	74	73	99%	176
	All program completers, 2016-17	55	55	100%	176	173	388	386	99%	177
PRINC LEARNING AND TEACHING 5-9 (5623) Test Company: ETS Score Range: 100-200	All enrolled students who have completed all nonclinical courses, 2018-19									
	Other enrolled students, 2018-19						1			
	All program completers, 2018-19									
	All program completers, 2017-18									
	All program completers, 2016-17									
PRINC LEARNING AND TEACHING 7-12 (5624) Test Company: ETS Score Range: 100-200	All enrolled students who have completed all nonclinical courses, 2018-19						32	32	100%	180
	Other enrolled students, 2018-19	5				157	88	85	97%	177
	All program completers, 2018-19	30	30	100%	177	157	323	323	100%	181
	All program completers, 2017-18	38	38	100%	175	157	337	337	100%	181
	All program completers, 2016-17	41	41	100%	176	157	383	383	100%	181
PRINC LEARNING AND TEACHING EARLY CHILD (5621) Test Company: ETS Score Range: 100-200	All enrolled students who have completed all nonclinical courses, 2018-19	2				157	7			
	Other enrolled students, 2018-19	2				157	54	51	94%	171
	All program completers, 2018-19	30	30	100%	172	157	234	232	99%	173
	All program completers, 2017-18	42	42	100%	173	157	255	252	99%	173
	All program completers, 2016-17	45	45	100%	171	157	282	281	100%	173


Single Assessment Institution-Level Pass Rate Data: *Traditional Teacher Preparation Program Within IHE*

		HEOA - Title II 2018 - 2019 Academic Year								
Institution Name		SALISBURY UNIVERSITY								
Institution Code		5403								
State		Maryland								
							February 3, 2020			
Assessment Information ¹	Group	Number Taking Assessment	Number Passing Assessment	Institutional Pass Rate	Institutional Average Scaled Score	Assessment Cut Score ²	Statewide			
							Number Taking Assessment	Number Passing Assessment	Statewide Pass Rate	Statewide Average Scaled Score
PRINC LEARNING AND TEACHING K-6 (5622) Test Company: ETS Score Range: 100-200	All enrolled students who have completed all nonclinical courses, 2018-19	13	12	92%	175	160	20	18	90%	171
	Other enrolled students, 2018-19	4				160	120	119	99%	179
	All program completers, 2018-19	97	97	100%	178	160	639	636	100%	179
	All program completers, 2017-18	81	81	100%	180	160	675	675	100%	179
	All program completers, 2016-17	131	131	100%	181	160	745	745	100%	180
SE CORE KNOWLEDGE & APPLICATIONS (5354) Test Company: ETS Score Range: 100-200	All enrolled students who have completed all nonclinical courses, 2018-19						13	13	100%	172
	Other enrolled students, 2018-19						108	108	100%	176
	All program completers, 2018-19						292	291	100%	176
	All program completers, 2017-18						312	312	100%	177
	All program completers, 2016-17						340	340	100%	176
SOCIAL STUDIES CONTENT & INTERPRETATION (5086) Test Company: ETS Score Range: 100-200	All enrolled students who have completed all nonclinical courses, 2018-19						10	8	80%	162
	Other enrolled students, 2018-19						37	35	95%	171
	All program completers, 2018-19						80	80	100%	168
	All program completers, 2017-18	3				153	93	91	98%	169
	All program completers, 2016-17	2				153	101	96	95%	169
SPANISH WORLD LANGUAGE (5195) Test Company: ETS Score Range: 100-200	All enrolled students who have completed all nonclinical courses, 2018-19									
	Other enrolled students, 2018-19	1				168	10	8	80%	177
	All program completers, 2018-19						5			
	All program completers, 2017-18						9			
	All program completers, 2016-17						8			

Single Assessment Institution-Level Pass Rate Data: Traditional Teacher Preparation Program Within IHE

		HEOA - Title II 2018 - 2019 Academic Year								
Institution Name		SALISBURY UNIVERSITY								
Institution Code		5403								
State		Maryland								
							February 3, 2020			
Assessment Information ¹	Group	Number Taking Assessment	Number Passing Assessment	Institutional Pass Rate	Institutional Average Scaled Score	Assessment Cut Score ²	Statewide			
							Number Taking Assessment	Number Passing Assessment	Statewide Pass Rate	Statewide Average Scaled Score
TECHNOLOGY EDUCATION (5051) Test Company: ETS Score Range: 100-200	All enrolled students who have completed all nonclinical courses, 2018-19									
	Other enrolled students, 2018-19						1			
	All program completers, 2018-19						2			
	All program completers, 2017-18									
	All program completers, 2016-17							1		
THEATRE (5641) Test Company: ETS Score Range: 100-200	All enrolled students who have completed all nonclinical courses, 2018-19									
	Other enrolled students, 2018-19									
	All program completers, 2018-19						4			
	All program completers, 2017-18						1			
	All program completers, 2016-17							5		
WORLD AND U.S. HISTORY CK (5941) Test Company: ETS Score Range: 100-200	All enrolled students who have completed all nonclinical courses, 2018-19						7			
	Other enrolled students, 2018-19	1				160	5			
	All program completers, 2018-19	14	11	79%	166	160	25	20	80%	167
	All program completers, 2017-18	21	21	100%	170	160	34	34	100%	172
	All program completers, 2016-17	18	18	100%	166	160	31	29	94%	169
WORLD LANGUAGE PEDAGOGY (5841) Test Company: ETS Score Range: 100-200	All enrolled students who have completed all nonclinical courses, 2018-19									
	Other enrolled students, 2018-19						2			
	All program completers, 2018-19									
	All program completers, 2017-18									
	All program completers, 2016-17									


Single Assessment Institution-Level Pass Rate Data: Traditional Teacher Preparation Program Within IHE

	HEOA - Title II 2018 - 2019 Academic Year
	Institution Name SALISBURY UNIVERSITY
	Institution Code 5403
	State Maryland


February 3, 2020

Assessment Information ¹	Group	Number Taking Assessment	Number Passing Assessment	Institutional Pass Rate	Institutional Average Scaled Score	Assessment Cut Score ²	Statewide			
							Number Taking Assessment	Number Passing Assessment	Statewide Pass Rate	Statewide Average Scaled Score
OPI GERMAN (ACT1007) Test Company: ACTFL* Score Range: 1-10	All enrolled students who have completed all nonclinical courses, 2018-19									
	Other enrolled students, 2018-19						1			
	All program completers, 2018-19									
	All program completers, 2017-18									
	All program completers, 2016-17							1		
OPI ITALIAN (ACT1010) Test Company: ACTFL* Score Range: 1-10	All enrolled students who have completed all nonclinical courses, 2018-19									
	Other enrolled students, 2018-19									
	All program completers, 2018-19									
	All program completers, 2017-18									
	All program completers, 2016-17							2		
OPI MANDARIN (ACT1013) Test Company: ACTFL* Score Range: 1-10	All enrolled students who have completed all nonclinical courses, 2018-19									
	Other enrolled students, 2018-19									
	All program completers, 2018-19									
	All program completers, 2017-18							1		
	All program completers, 2016-17							3		
OPI SPANISH (ACT1018) Test Company: ACTFL* Score Range: 1-10	All enrolled students who have completed all nonclinical courses, 2018-19									
	Other enrolled students, 2018-19							2		
	All program completers, 2018-19		1				6	1		
	All program completers, 2017-18							2		
	All program completers, 2016-17							2		

Single Assessment Institution-Level Pass Rate Data: Traditional Teacher Preparation Program Within IHE

		HEOA - Title II 2018 - 2019 Academic Year								
Institution Name		SALISBURY UNIVERSITY								
Institution Code		5403								
State		Maryland								
							Statewide February 3, 2020			
Assessment Information ¹	Group	Number Taking Assessment	Number Passing Assessment	Institutional Pass Rate	Institutional Average Scaled Score	Assessment Cut Score ²	Number Taking Assessment	Number Passing Assessment	Statewide Pass Rate	Statewide Average Scaled Score
OPIC FRENCH (ACT3003) Test Company: ACTFL* Score Range: 1-10	All enrolled students who have completed all nonclinical courses, 2018-19									
	Other enrolled students, 2018-19									
	All program completers, 2018-19						1			
	All program completers, 2017-18						1			
	All program completers, 2016-17						1			
OPIC SPANISH (ACT3002) Test Company: ACTFL* Score Range: 1-10	All enrolled students who have completed all nonclinical courses, 2018-19									
	Other enrolled students, 2018-19						11	10	91%	7
	All program completers, 2018-19						7			
	All program completers, 2017-18						2			
	All program completers, 2016-17						3			
WPT CHINESE-MANDARIN (ACT2002) Test Company: ACTFL* Score Range: 1-10	All enrolled students who have completed all nonclinical courses, 2018-19									
	Other enrolled students, 2018-19									
	All program completers, 2018-19									
	All program completers, 2017-18						2			
	All program completers, 2016-17						3			
WPT FRENCH (ACT2005) Test Company: ACTFL* Score Range: 1-10	All enrolled students who have completed all nonclinical courses, 2018-19									
	Other enrolled students, 2018-19						1			
	All program completers, 2018-19						2			
	All program completers, 2017-18						1			
	All program completers, 2016-17						4			

Single Assessment Institution-Level Pass Rate Data: Traditional Teacher Preparation Program Within IHE

		HEOA - Title II 2018 - 2019 Academic Year								
Institution Name		SALISBURY UNIVERSITY								
Institution Code		5403								
State		Maryland								
							February 3, 2020			
Assessment Information ¹	Group	Number Taking Assessment	Number Passing Assessment	Institutional Pass Rate	Institutional Average Scaled Score	Assessment Cut Score ²	Statewide			
							Number Taking Assessment	Number Passing Assessment	Statewide Pass Rate	Statewide Average Scaled Score
WPT GERMAN (ACT2006) Test Company: ACTFL* Score Range: 1-10	All enrolled students who have completed all nonclinical courses, 2018-19									
	Other enrolled students, 2018-19									
	All program completers, 2018-19									
	All program completers, 2017-18									
	All program completers, 2016-17						1			
WPT ITALIAN (ACT2009) Test Company: ACTFL* Score Range: 1-10	All enrolled students who have completed all nonclinical courses, 2018-19									
	Other enrolled students, 2018-19									
	All program completers, 2018-19									
	All program completers, 2017-18									
	All program completers, 2016-17						2			
WPT SPANISH (ACT2015) Test Company: ACTFL* Score Range: 1-10	All enrolled students who have completed all nonclinical courses, 2018-19									
	Other enrolled students, 2018-19						15	13	87%	7
	All program completers, 2018-19	1				6	10	10	100%	6
	All program completers, 2017-18						4			
	All program completers, 2016-17						5			

Note: In cases where there are less than ten students taking the assessment or license/certificate, the number passing and pass rate are not reported.

¹Tests with multiple delivery options (computer, paper, etc.) will be noted with the assessment code for one format only.

²Cut scores may vary for groups depending upon when the cut scores are established by the state and when each group completed their teacher certification or licensure assessment.

*Questions regarding tests listed by this testing company must be addressed to your state Title II Coordinator.