


Summary Institution-Level Pass Rate Data: Traditional Teacher Preparation Program Within IHE


| | | | | | | |
|---|---|--|------------------------------------|---|--|--------------------------------|
|  | | HEOA - Title II 2012 - 2013 Academic Year | | | | |
| Institution Name | | SALISBURY UNIVERSITY | | | | |
| Institution Code | | 5403 | | | | |
| State | | Maryland | | | | |
| | | | | | | <i>January 31, 2014</i> |
| | | | | Statewide | | |
| Group | Number Taking Assessment¹ | Number Passing Assessment² | Institutional Pass Rate | Number Taking Assessment¹ | Number Passing Assessment² | Statewide Pass Rate |
| All program completers, 2012-13 | 251 | 250 | 100% | 2181 | 2140 | 98% |
| All program completers, 2011-12 | 235 | 235 | 100% | 2433 | 2403 | 99% |
| All program completers, 2010-11 | 247 | 244 | 99% | 2451 | 2404 | 98% |

Note: In cases where there are less than ten students taking the assessment or license/certificate, the number passing and pass rate are not reported.

¹ Number of completers taking one or more assessments within their area of specialization.

² Summary level "Number Taking Assessment" may differ from assessment level "Number Taking Assessment" because each student is counted once at the summary level but may be counted in multiple assessments at the assessment level.


Single Assessment Institution-Level Pass Rate Data: Traditional Teacher Preparation Program Within IHE

| | |
|--|--|
|  | HEOA - Title II 2012 - 2013 Academic Year |
| | SALISBURY UNIVERSITY |
| | 5403 |
| | Maryland |

January 31, 2014

| Assessment Information ¹ | Group | Number Taking Assessment | Number Passing Assessment | Institutional Pass Rate | Institutional Average Scaled Score | Assessment Cut Score ² | Statewide | | | | |
|---|---|--------------------------|---------------------------|-------------------------|------------------------------------|-----------------------------------|--------------------------|---------------------------|---------------------|--------------------------------|--|
| | | | | | | | Number Taking Assessment | Number Passing Assessment | Statewide Pass Rate | Statewide Average Scaled Score | |
| ART CONTENT AND ANALYSIS (0135) Test Company: ETS Score Range: 100-200 | All enrolled students who have completed all nonclinical courses, 2012-13 | | | | | | 3 | | | | |
| | Other enrolled students, 2012-13 | | | | | | 47 | 44 | 94% | 177 | |
| | All program completers, 2012-13 | | | | | | 80 | 80 | 100% | 176 | |
| | All program completers, 2011-12 | | | | | | 80 | 76 | 95% | 172 | |
| | All program completers, 2010-11 | | | | | | | | | | |
| ART CONTENT KNOWLEDGE (0133) Test Company: ETS Score Range: 100-200 | All enrolled students who have completed all nonclinical courses, 2012-13 | | | | | | | | | | |
| | Other enrolled students, 2012-13 | | | | | | 1 | | | | |
| | All program completers, 2012-13 | | | | | | | | | | |
| | All program completers, 2011-12 | | | | | | 31 | 31 | 100% | 177 | |
| | All program completers, 2010-11 | | | | | | 111 | 110 | 99% | 176 | |
| ART CONTENT TRAD CRITIC AESTHETICS (0132) Test Company: ETS Score Range: 100-200 | All enrolled students who have completed all nonclinical courses, 2012-13 | | | | | | | | | | |
| | Other enrolled students, 2012-13 | | | | | | | | | | |
| | All program completers, 2012-13 | | | | | | | | | | |
| | All program completers, 2011-12 | | | | | | 31 | 31 | 100% | 150 | |
| | All program completers, 2010-11 | | | | | | 110 | 107 | 97% | 151 | |
| BIOLOGY CONTENT KNOWLEDGE (0235) Test Company: ETS Score Range: 100-200 | All enrolled students who have completed all nonclinical courses, 2012-13 | | | | | | 5 | | | | |
| | Other enrolled students, 2012-13 | 1 | | | | 150 | 21 | 19 | 90% | 168 | |
| | All program completers, 2012-13 | 1 | | | | 150 | 54 | 53 | 98% | 168 | |
| | All program completers, 2011-12 | 4 | | | | 150 | 68 | 68 | 100% | 171 | |
| | All program completers, 2010-11 | 2 | | | | 150 | 50 | 49 | 98% | 171 | |


Single Assessment Institution-Level Pass Rate Data: Traditional Teacher Preparation Program Within IHE

| | |
|--|--|
|  | HEOA - Title II 2012 - 2013 Academic Year |
| | Institution Name SALISBURY UNIVERSITY |
| | Institution Code 5403 |
| | State Maryland |

January 31, 2014

| Assessment Information ¹ | Group | Number Taking Assessment | Number Passing Assessment | Institutional Pass Rate | Institutional Average Scaled Score | Assessment Cut Score ² | Statewide | | | |
|---|---|--------------------------|---------------------------|-------------------------|------------------------------------|-----------------------------------|--------------------------|---------------------------|---------------------|--------------------------------|
| | | | | | | | Number Taking Assessment | Number Passing Assessment | Statewide Pass Rate | Statewide Average Scaled Score |
| BUSINESS ED CONTENT KNOWLEDGE (0101) Test Company: ETS Score Range: 100-200 | All enrolled students who have completed all nonclinical courses, 2012-13 | | | | | | 1 | | | |
| | Other enrolled students, 2012-13 | | | | | | 3 | | | |
| | All program completers, 2012-13 | | | | | | 8 | | | |
| | All program completers, 2011-12 | | | | | | 8 | | | |
| | All program completers, 2010-11 | | | | | | 1 | | | |
| BUSINESS ED (0100) Test Company: ETS Score Range: 250-990 | All enrolled students who have completed all nonclinical courses, 2012-13 | | | | | | | | | |
| | Other enrolled students, 2012-13 | | | | | | | | | |
| | All program completers, 2012-13 | | | | | | | | | |
| | All program completers, 2011-12 | | | | | | 2 | | | |
| | All program completers, 2010-11 | | | | | | 10 | 10 | 100% | 698 |
| CHEM PHYSICS AND GENERAL SCIENCE (0070) Test Company: ETS Score Range: 250-990 | All enrolled students who have completed all nonclinical courses, 2012-13 | | | | | | | | | |
| | Other enrolled students, 2012-13 | | | | | | | | | |
| | All program completers, 2012-13 | | | | | | 2 | | | |
| | All program completers, 2011-12 | | | | | | | | | |
| | All program completers, 2010-11 | | | | | | | | | |
| CHEMISTRY CONTENT KNOWLEDGE II (0245) Test Company: ETS Score Range: 100-200 | All enrolled students who have completed all nonclinical courses, 2012-13 | | | | | | | | | |
| | Other enrolled students, 2012-13 | | | | | | 8 | | | |
| | All program completers, 2012-13 | 1 | | | | 153 | 14 | 14 | 100% | 171 |
| | All program completers, 2011-12 | | | | | | 16 | 15 | 94% | 164 |
| | All program completers, 2010-11 | 1 | | | | 153 | 12 | 12 | 100% | 171 |


Single Assessment Institution-Level Pass Rate Data: Traditional Teacher Preparation Program Within IHE

| | |
|--|--|
|  | HEOA - Title II 2012 - 2013 Academic Year |
| | Institution Name SALISBURY UNIVERSITY |
| | Institution Code 5403 |
| | State Maryland |

January 31, 2014

| Assessment Information ¹ | Group | Number Taking Assessment | Number Passing Assessment | Institutional Pass Rate | Institutional Average Scaled Score | Assessment Cut Score ² | Statewide | | | | |
|---|---|--------------------------|---------------------------|-------------------------|------------------------------------|-----------------------------------|--------------------------|---------------------------|---------------------|--------------------------------|--|
| | | | | | | | Number Taking Assessment | Number Passing Assessment | Statewide Pass Rate | Statewide Average Scaled Score | |
| CHINESE (MANDARIN) WORLD LANGUAGE (CD) (5665) Test Company: ETS Score Range: 100-200 | All enrolled students who have completed all nonclinical courses, 2012-13 | | | | | | | | | | |
| | Other enrolled students, 2012-13 | | | | | | 1 | | | | |
| | All program completers, 2012-13 | | | | | | | | | | |
| | All program completers, 2011-12 | | | | | | | | | | |
| | All program completers, 2010-11 | | | | | | | | | | |
| EARLY CHILDHOOD CONTENT KNOWLEDGE (0022) Test Company: ETS Score Range: 100-200 | All enrolled students who have completed all nonclinical courses, 2012-13 | | | | | | 19 | 19 | 100% | 179 | |
| | Other enrolled students, 2012-13 | 16 | 16 | 100% | 180 | 160 | 99 | 99 | 100% | 180 | |
| | All program completers, 2012-13 | 55 | 55 | 100% | 180 | 160 | 307 | 307 | 100% | 180 | |
| | All program completers, 2011-12 | 40 | 40 | 100% | 179 | 160 | 315 | 315 | 100% | 179 | |
| | All program completers, 2010-11 | 46 | 46 | 100% | 179 | 160 | 311 | 311 | 100% | 179 | |
| EARTH AND SPACE SCIENCES - CK (0571) Test Company: ETS Score Range: 100-200 | All enrolled students who have completed all nonclinical courses, 2012-13 | | | | | | 4 | | | | |
| | Other enrolled students, 2012-13 | | | | | | 4 | | | | |
| | All program completers, 2012-13 | 1 | | | | 152 | 9 | | | | |
| | All program completers, 2011-12 | | | | | | 10 | 10 | 100% | 171 | |
| | All program completers, 2010-11 | 1 | | | | 152 | 15 | 15 | 100% | 171 | |
| ED OF EXCEPTIONAL STUDENTS CORE CK (0353) Test Company: ETS Score Range: 100-200 | All enrolled students who have completed all nonclinical courses, 2012-13 | | | | | | | | | | |
| | Other enrolled students, 2012-13 | | | | | | | | | | |
| | All program completers, 2012-13 | | | | | | | | | | |
| | All program completers, 2011-12 | | | | | | 26 | 26 | 100% | 178 | |
| | All program completers, 2010-11 | | | | | | 171 | 171 | 100% | 177 | |


Single Assessment Institution-Level Pass Rate Data: Traditional Teacher Preparation Program Within IHE

| | |
|--|--|
|  | HEOA - Title II 2012 - 2013 Academic Year |
| | Institution Name SALISBURY UNIVERSITY |
| | Institution Code 5403 |
| | State Maryland |

January 31, 2014

| Assessment Information ¹ | Group | Number Taking Assessment | Number Passing Assessment | Institutional Pass Rate | Institutional Average Scaled Score | Assessment Cut Score ² | Statewide | | | |
|---|---|--------------------------|---------------------------|-------------------------|------------------------------------|-----------------------------------|--------------------------|---------------------------|---------------------|--------------------------------|
| | | | | | | | Number Taking Assessment | Number Passing Assessment | Statewide Pass Rate | Statewide Average Scaled Score |
| ELEM ED CONTENT AREA EXERCISES (0012) Test Company: ETS Score Range: 100-200 | All enrolled students who have completed all nonclinical courses, 2012-13 | | | | | | 7 | | | |
| | Other enrolled students, 2012-13 | | | | | | 19 | 14 | 74% | 155 |
| | All program completers, 2012-13 | | | | | | 9 | | | |
| | All program completers, 2011-12 | 31 | 31 | 100% | 161 | 150 | 250 | 244 | 98% | 159 |
| | All program completers, 2010-11 | 113 | 113 | 100% | 160 | 150 | 1005 | 1000 | 100% | 160 |
| ELEM ED CONTENT KNOWLEDGE (0014) Test Company: ETS Score Range: 100-200 | All enrolled students who have completed all nonclinical courses, 2012-13 | | | | | | 13 | 12 | 92% | 161 |
| | Other enrolled students, 2012-13 | 1 | | | | 142 | 49 | 45 | 92% | 173 |
| | All program completers, 2012-13 | 1 | | | | 142 | 45 | 45 | 100% | 173 |
| | All program completers, 2011-12 | 49 | 49 | 100% | 164 | 142 | 499 | 496 | 99% | 170 |
| | All program completers, 2010-11 | 112 | 111 | 99% | 168 | 142 | 1007 | 1005 | 100% | 169 |
| ELEM ED INSTR PRACTICE AND APPL (CD) (5015) Test Company: ETS Score Range: 100-200 | All enrolled students who have completed all nonclinical courses, 2012-13 | | | | | | 51 | 49 | 96% | 174 |
| | Other enrolled students, 2012-13 | 27 | 25 | 93% | 178 | 161 | 215 | 208 | 97% | 179 |
| | All program completers, 2012-13 | 103 | 103 | 100% | 177 | 161 | 859 | 855 | 100% | 179 |
| | All program completers, 2011-12 | 75 | 75 | 100% | 180 | 161 | 489 | 488 | 100% | 179 |
| | All program completers, 2010-11 | | | | | | 2 | | | |
| ENG LANG LIT COMP CONTENT & ANALYSIS (0044) Test Company: ETS Score Range: 100-200 | All enrolled students who have completed all nonclinical courses, 2012-13 | | | | | | 6 | | | |
| | Other enrolled students, 2012-13 | 1 | | | | 166 | 53 | 46 | 87% | 177 |
| | All program completers, 2012-13 | 12 | 12 | 100% | 177 | 166 | 126 | 124 | 98% | 182 |
| | All program completers, 2011-12 | 8 | | | | 166 | 89 | 89 | 100% | 183 |
| | All program completers, 2010-11 | | | | | | | | | |


Single Assessment Institution-Level Pass Rate Data: Traditional Teacher Preparation Program Within IHE

| | |
|--|--|
|  | HEOA - Title II 2012 - 2013 Academic Year |
| | SALISBURY UNIVERSITY |
| | 5403 |
| | Maryland |

January 31, 2014

| Assessment Information ¹ | Group | Number Taking Assessment | Number Passing Assessment | Institutional Pass Rate | Institutional Average Scaled Score | Assessment Cut Score ² | Statewide | | | | |
|--|---|--------------------------|---------------------------|-------------------------|------------------------------------|-----------------------------------|--------------------------|---------------------------|---------------------|--------------------------------|--|
| | | | | | | | Number Taking Assessment | Number Passing Assessment | Statewide Pass Rate | Statewide Average Scaled Score | |
| ENG LANG LIT COMP CONTENT KNOWLEDGE (0041) Test Company: ETS Score Range: 100-200 | All enrolled students who have completed all nonclinical courses, 2012-13 | | | | | | 1 | | | | |
| | Other enrolled students, 2012-13 | | | | | | 22 | 18 | 82% | 175 | |
| | All program completers, 2012-13 | | | | | | 22 | 22 | 100% | 183 | |
| | All program completers, 2011-12 | 8 | | | | 164 | 92 | 92 | 100% | 184 | |
| | All program completers, 2010-11 | 8 | | | | 164 | 161 | 159 | 99% | 183 | |
| ENG LANG LIT COMP PEDAGOGY (0043) Test Company: ETS Score Range: 100-200 | All enrolled students who have completed all nonclinical courses, 2012-13 | | | | | | 1 | | | | |
| | Other enrolled students, 2012-13 | | | | | | 7 | | | | |
| | All program completers, 2012-13 | | | | | | 5 | | | | |
| | All program completers, 2011-12 | 4 | | | | 155 | 50 | 50 | 100% | 164 | |
| | All program completers, 2010-11 | 8 | | | | 155 | 162 | 161 | 99% | 163 | |
| ENGLISH TO SPEAKERS OF OTHER LANGUAGES II (0361) Test Company: ETS Score Range: 100-200 | All enrolled students who have completed all nonclinical courses, 2012-13 | | | | | | | | | | |
| | Other enrolled students, 2012-13 | 2 | | | | 149 | 18 | 16 | 89% | 171 | |
| | All program completers, 2012-13 | 2 | | | | 149 | 26 | 26 | 100% | 174 | |
| | All program completers, 2011-12 | 1 | | | | 149 | 35 | 35 | 100% | 175 | |
| | All program completers, 2010-11 | 2 | | | | 149 | 38 | 38 | 100% | 172 | |
| ENGLISH TO SPEAKERS OF OTHER LANGUAGES (0360) Test Company: ETS Score Range: 250-990 | All enrolled students who have completed all nonclinical courses, 2012-13 | | | | | | | | | | |
| | Other enrolled students, 2012-13 | | | | | | | | | | |
| | All program completers, 2012-13 | | | | | | | | | | |
| | All program completers, 2011-12 | | | | | | | | | | |
| | All program completers, 2010-11 | 1 | | | | 570 | 28 | 28 | 100% | 710 | |


Single Assessment Institution-Level Pass Rate Data: Traditional Teacher Preparation Program Within IHE

| | |
|--|--|
|  | HEOA - Title II 2012 - 2013 Academic Year |
| | Institution Name SALISBURY UNIVERSITY |
| | Institution Code 5403 |
| | State Maryland |

January 31, 2014

| Assessment Information ¹ | Group | Number Taking Assessment | Number Passing Assessment | Institutional Pass Rate | Institutional Average Scaled Score | Assessment Cut Score ² | Statewide | | | |
|--|---|--------------------------|---------------------------|-------------------------|------------------------------------|-----------------------------------|--------------------------|---------------------------|---------------------|--------------------------------|
| | | | | | | | Number Taking Assessment | Number Passing Assessment | Statewide Pass Rate | Statewide Average Scaled Score |
| ENVIRONMENTAL EDUCATION (0831) Test Company: ETS Score Range: 100-200 | All enrolled students who have completed all nonclinical courses, 2012-13 | | | | | | | | | |
| | Other enrolled students, 2012-13 | | | | | | 1 | | | |
| | All program completers, 2012-13 | | | | | | | | | |
| | All program completers, 2011-12 | | | | | | | | | |
| | All program completers, 2010-11 | | | | | | | | | |
| FAMILY AND CONSUMER SCIENCES II (0121) Test Company: ETS Score Range: 100-200 | All enrolled students who have completed all nonclinical courses, 2012-13 | | | | | | 1 | | | |
| | Other enrolled students, 2012-13 | | | | | | 1 | | | |
| | All program completers, 2012-13 | | | | | | | | | |
| | All program completers, 2011-12 | | | | | | 1 | | | |
| | All program completers, 2010-11 | | | | | | | | | |
| FRENCH CONTENT KNOWLEDGE (0173) Test Company: ETS Score Range: 100-200 | All enrolled students who have completed all nonclinical courses, 2012-13 | | | | | | | | | |
| | Other enrolled students, 2012-13 | | | | | | | | | |
| | All program completers, 2012-13 | | | | | | | | | |
| | All program completers, 2011-12 | | | | | | | | | |
| | All program completers, 2010-11 | | | | | | 1 | | | |
| FRENCH PRODUCTIVE LANGUAGE SKILLS (0171) Test Company: ETS Score Range: 100-200 | All enrolled students who have completed all nonclinical courses, 2012-13 | | | | | | | | | |
| | Other enrolled students, 2012-13 | | | | | | | | | |
| | All program completers, 2012-13 | | | | | | | | | |
| | All program completers, 2011-12 | | | | | | | | | |
| | All program completers, 2010-11 | | | | | | 1 | | | |


Single Assessment Institution-Level Pass Rate Data: Traditional Teacher Preparation Program Within IHE

| | |
|--|--|
|  | HEOA - Title II 2012 - 2013 Academic Year |
| | SALISBURY UNIVERSITY |
| | 5403 |
| | Maryland |

January 31, 2014

| Assessment Information ¹ | Group | Number Taking Assessment | Number Passing Assessment | Institutional Pass Rate | Institutional Average Scaled Score | Assessment Cut Score ² | Statewide | | | |
|---|---|--------------------------|---------------------------|-------------------------|------------------------------------|-----------------------------------|--------------------------|---------------------------|---------------------|--------------------------------|
| | | | | | | | Number Taking Assessment | Number Passing Assessment | Statewide Pass Rate | Statewide Average Scaled Score |
| FRENCH WORLD LANGUAGE (CD) (5174) Test Company: ETS Score Range: 100-200 | All enrolled students who have completed all nonclinical courses, 2012-13 | | | | | | | | | |
| | Other enrolled students, 2012-13 | | | | | | 2 | | | |
| | All program completers, 2012-13 | | | | | | 9 | | | |
| | All program completers, 2011-12 | | | | | | 5 | | | |
| | All program completers, 2010-11 | | | | | | 2 | | | |
| GERMAN WORLD LANGUAGE (CD) (5183) Test Company: ETS Score Range: 100-200 | All enrolled students who have completed all nonclinical courses, 2012-13 | | | | | | | | | |
| | Other enrolled students, 2012-13 | | | | | | 2 | | | |
| | All program completers, 2012-13 | | | | | | | | | |
| | All program completers, 2011-12 | | | | | | 3 | | | |
| | All program completers, 2010-11 | | | | | | | | | |
| HEALTH EDUCATION (0550) Test Company: ETS Score Range: 250-990 | All enrolled students who have completed all nonclinical courses, 2012-13 | | | | | | 7 | | | |
| | Other enrolled students, 2012-13 | 1 | | | | 630 | 1 | | | |
| | All program completers, 2012-13 | 4 | | | | 630 | 29 | 26 | 90% | 696 |
| | All program completers, 2011-12 | 2 | | | | 630 | 28 | 28 | 100% | 707 |
| | All program completers, 2010-11 | 6 | | | | 630 | 27 | 27 | 100% | 719 |
| LATIN (0600) Test Company: ETS Score Range: 250-990 | All enrolled students who have completed all nonclinical courses, 2012-13 | | | | | | | | | |
| | Other enrolled students, 2012-13 | | | | | | | | | |
| | All program completers, 2012-13 | | | | | | | | | |
| | All program completers, 2011-12 | | | | | | | | | |
| | All program completers, 2010-11 | | | | | | 1 | | | |


Single Assessment Institution-Level Pass Rate Data: Traditional Teacher Preparation Program Within IHE

| | |
|--|--|
|  | HEOA - Title II 2012 - 2013 Academic Year |
| | Institution Name SALISBURY UNIVERSITY |
| | Institution Code 5403 |
| | State Maryland |

January 31, 2014

| Assessment Information ¹ | Group | Number Taking Assessment | Number Passing Assessment | Institutional Pass Rate | Institutional Average Scaled Score | Assessment Cut Score ² | Statewide | | | | |
|--|---|--------------------------|---------------------------|-------------------------|------------------------------------|-----------------------------------|--------------------------|---------------------------|---------------------|--------------------------------|-----|
| | | | | | | | Number Taking Assessment | Number Passing Assessment | Statewide Pass Rate | Statewide Average Scaled Score | |
| LIFE SCIENCE PEDAGOGY (0234) Test Company: ETS Score Range: 100-200 | All enrolled students who have completed all nonclinical courses, 2012-13 | | | | | | | | | | |
| | Other enrolled students, 2012-13 | | | | | | 3 | | | | |
| | All program completers, 2012-13 | | | | | | 5 | | | | |
| | All program completers, 2011-12 | | | | | | 15 | 15 | 100% | 152 | |
| | All program completers, 2010-11 | 2 | | | | | 144 | 51 | 51 | 100% | 154 |
| MATHEMATICS CONTENT KNOWLEDGE (0061) Test Company: ETS Score Range: 100-200 | All enrolled students who have completed all nonclinical courses, 2012-13 | | | | | | 10 | 8 | 80% | 156 | |
| | Other enrolled students, 2012-13 | 3 | | | | | 141 | 45 | 30 | 67% | 152 |
| | All program completers, 2012-13 | 6 | | | | | 141 | 67 | 66 | 99% | 162 |
| | All program completers, 2011-12 | 12 | 12 | 100% | 159 | 141 | 89 | 89 | 100% | 163 | |
| | All program completers, 2010-11 | 11 | 11 | 100% | 161 | 141 | 80 | 79 | 99% | 162 | |
| MATHEMATICS PEDAGOGY (0065) Test Company: ETS Score Range: 100-200 | All enrolled students who have completed all nonclinical courses, 2012-13 | | | | | | | | | | |
| | Other enrolled students, 2012-13 | | | | | | 10 | 7 | 70% | 158 | |
| | All program completers, 2012-13 | | | | | | 1 | | | | |
| | All program completers, 2011-12 | 1 | | | | | 145 | 30 | 30 | 100% | 158 |
| | All program completers, 2010-11 | 11 | 11 | 100% | 163 | 145 | 75 | 75 | 100% | 162 | |
| MIDDLE SCHOOL ENGLISH LANGUAGE ARTS (0049) Test Company: ETS Score Range: 100-200 | All enrolled students who have completed all nonclinical courses, 2012-13 | | | | | | | | | | |
| | Other enrolled students, 2012-13 | | | | | | 1 | | | | |
| | All program completers, 2012-13 | | | | | | 4 | | | | |
| | All program completers, 2011-12 | | | | | | 1 | | | | |
| | All program completers, 2010-11 | | | | | | 3 | | | | |


Single Assessment Institution-Level Pass Rate Data: Traditional Teacher Preparation Program Within IHE

| | |
|--|--|
|  | HEOA - Title II 2012 - 2013 Academic Year |
| | Institution Name SALISBURY UNIVERSITY |
| | Institution Code 5403 |
| | State Maryland |

January 31, 2014

| Assessment Information ¹ | Group | Number Taking Assessment | Number Passing Assessment | Institutional Pass Rate | Institutional Average Scaled Score | Assessment Cut Score ² | Statewide | | | | |
|---|---|--------------------------|---------------------------|-------------------------|------------------------------------|-----------------------------------|--------------------------|---------------------------|---------------------|--------------------------------|--|
| | | | | | | | Number Taking Assessment | Number Passing Assessment | Statewide Pass Rate | Statewide Average Scaled Score | |
| MIDDLE SCHOOL MATHEMATICS (0069) Test Company: ETS Score Range: 100-200 | All enrolled students who have completed all nonclinical courses, 2012-13 | | | | | | | | | | |
| | Other enrolled students, 2012-13 | 1 | | | | 152 | 9 | | | | |
| | All program completers, 2012-13 | | | | | | 13 | 13 | 100% | 179 | |
| | All program completers, 2011-12 | | | | | | 4 | | | | |
| | All program completers, 2010-11 | | | | | | 4 | | | | |
| MIDDLE SCHOOL SCIENCE (0439) Test Company: ETS Score Range: 100-200 | All enrolled students who have completed all nonclinical courses, 2012-13 | | | | | | | | | | |
| | Other enrolled students, 2012-13 | | | | | | 7 | | | | |
| | All program completers, 2012-13 | | | | | | 14 | 12 | 86% | 161 | |
| | All program completers, 2011-12 | | | | | | 5 | | | | |
| | All program completers, 2010-11 | | | | | | 4 | | | | |
| MIDDLE SCHOOL SOCIAL STUDIES (0089) Test Company: ETS Score Range: 100-200 | All enrolled students who have completed all nonclinical courses, 2012-13 | | | | | | | | | | |
| | Other enrolled students, 2012-13 | | | | | | 1 | | | | |
| | All program completers, 2012-13 | | | | | | 5 | | | | |
| | All program completers, 2011-12 | | | | | | 1 | | | | |
| | All program completers, 2010-11 | | | | | | 3 | | | | |
| MUSIC ANALYSIS (0112) Test Company: ETS Score Range: 100-200 | All enrolled students who have completed all nonclinical courses, 2012-13 | | | | | | | | | | |
| | Other enrolled students, 2012-13 | | | | | | 2 | | | | |
| | All program completers, 2012-13 | | | | | | 12 | 11 | 92% | 174 | |
| | All program completers, 2011-12 | 4 | | | | 147 | 69 | 69 | 100% | 174 | |
| | All program completers, 2010-11 | 4 | | | | 147 | 71 | 71 | 100% | 173 | |


Single Assessment Institution-Level Pass Rate Data: Traditional Teacher Preparation Program Within IHE

| | |
|--|--|
|  | HEOA - Title II 2012 - 2013 Academic Year |
| | Institution Name SALISBURY UNIVERSITY |
| | Institution Code 5403 |
| | State Maryland |

January 31, 2014

| Assessment Information ¹ | Group | Number Taking Assessment | Number Passing Assessment | Institutional Pass Rate | Institutional Average Scaled Score | Assessment Cut Score ² | Statewide | | | | |
|--|---|--------------------------|---------------------------|-------------------------|------------------------------------|-----------------------------------|--------------------------|---------------------------|---------------------|--------------------------------|--|
| | | | | | | | Number Taking Assessment | Number Passing Assessment | Statewide Pass Rate | Statewide Average Scaled Score | |
| MUSIC CONTENT & INSTRUCTION (0114) Test Company: ETS Score Range: 100-200 | All enrolled students who have completed all nonclinical courses, 2012-13 | | | | | | 3 | | | | |
| | Other enrolled students, 2012-13 | 1 | | | | 162 | 15 | 7 | 47% | 163 | |
| | All program completers, 2012-13 | | | | | | 40 | 37 | 93% | 171 | |
| | All program completers, 2011-12 | | | | | | | | | | |
| | All program completers, 2010-11 | | | | | | | | | | |
| MUSIC CONTENT KNOWLEDGE (0113) Test Company: ETS Score Range: 100-200 | All enrolled students who have completed all nonclinical courses, 2012-13 | | | | | | | | | | |
| | Other enrolled students, 2012-13 | | | | | | 2 | | | | |
| | All program completers, 2012-13 | | | | | | 12 | 11 | 92% | 169 | |
| | All program completers, 2011-12 | 4 | | | | 154 | 70 | 70 | 100% | 170 | |
| | All program completers, 2010-11 | 4 | | | | 154 | 72 | 72 | 100% | 172 | |
| PHYSICAL ED CONTENT AND DESIGN (0095) Test Company: ETS Score Range: 100-200 | All enrolled students who have completed all nonclinical courses, 2012-13 | | | | | | 6 | | | | |
| | Other enrolled students, 2012-13 | 1 | | | | 169 | 14 | 13 | 93% | 176 | |
| | All program completers, 2012-13 | 41 | 41 | 100% | 177 | 169 | 86 | 82 | 95% | 177 | |
| | All program completers, 2011-12 | 28 | 28 | 100% | 177 | 169 | 76 | 75 | 99% | 178 | |
| | All program completers, 2010-11 | | | | | | 2 | | | | |
| PHYSICAL ED CONTENT KNOWLEDGE (0091) Test Company: ETS Score Range: 100-200 | All enrolled students who have completed all nonclinical courses, 2012-13 | | | | | | | | | | |
| | Other enrolled students, 2012-13 | 1 | | | | 153 | 1 | | | | |
| | All program completers, 2012-13 | | | | | | 1 | | | | |
| | All program completers, 2011-12 | | | | | | 17 | 15 | 88% | 163 | |
| | All program completers, 2010-11 | 37 | 37 | 100% | 161 | 153 | 93 | 92 | 99% | 162 | |


Single Assessment Institution-Level Pass Rate Data: Traditional Teacher Preparation Program Within IHE

| | |
|--|--|
|  | HEOA - Title II 2012 - 2013 Academic Year |
| | SALISBURY UNIVERSITY |
| | 5403 |
| | Maryland |

January 31, 2014

| Assessment Information ¹ | Group | Number Taking Assessment | Number Passing Assessment | Institutional Pass Rate | Institutional Average Scaled Score | Assessment Cut Score ² | Statewide | | | |
|---|---|--------------------------|---------------------------|-------------------------|------------------------------------|-----------------------------------|--------------------------|---------------------------|---------------------|--------------------------------|
| | | | | | | | Number Taking Assessment | Number Passing Assessment | Statewide Pass Rate | Statewide Average Scaled Score |
| PHYSICAL ED VIDEO EVALUATION (0093) Test Company: ETS Score Range: 100-200 | All enrolled students who have completed all nonclinical courses, 2012-13 | | | | | | | | | |
| | Other enrolled students, 2012-13 | | | | | | | | | |
| | All program completers, 2012-13 | | | | | | | | | |
| | All program completers, 2011-12 | | | | | | 17 | 17 | 100% | 168 |
| | All program completers, 2010-11 | 37 | 37 | 100% | 166 | 155 | 93 | 93 | 100% | 167 |
| PHYSICAL SCIENCE PEDAGOGY (0483) Test Company: ETS Score Range: 100-200 | All enrolled students who have completed all nonclinical courses, 2012-13 | | | | | | 1 | | | |
| | Other enrolled students, 2012-13 | | | | | | 1 | | | |
| | All program completers, 2012-13 | | | | | | | | | |
| | All program completers, 2011-12 | | | | | | 9 | | | |
| | All program completers, 2010-11 | 1 | | | | 151 | 30 | 29 | 97% | 165 |
| PHYSICS CONTENT KNOWLEDGE II (0265) Test Company: ETS Score Range: 100-200 | All enrolled students who have completed all nonclinical courses, 2012-13 | | | | | | | | | |
| | Other enrolled students, 2012-13 | | | | | | 7 | | | |
| | All program completers, 2012-13 | | | | | | 8 | | | |
| | All program completers, 2011-12 | 1 | | | | 143 | 11 | 11 | 100% | 166 |
| | All program completers, 2010-11 | | | | | | 7 | | | |
| PRAXIS I MATHEMATICS (0730) Test Company: ETS Score Range: 150-190 | All enrolled students who have completed all nonclinical courses, 2012-13 | | | | | | 182 | 174 | 96% | 179 |
| | Other enrolled students, 2012-13 | 328 | 309 | 94% | 180 | 177 | 2410 | 2223 | 92% | 180 |
| | All program completers, 2012-13 | 181 | 180 | 99% | 180 | 177 | 1521 | 1505 | 99% | 181 |
| | All program completers, 2011-12 | 178 | 178 | 100% | 180 | 177 | 1678 | 1670 | 100% | 181 |
| | All program completers, 2010-11 | 191 | 189 | 99% | 179 | 177 | 1805 | 1783 | 99% | 181 |


Single Assessment Institution-Level Pass Rate Data: Traditional Teacher Preparation Program Within IHE

| | |
|--|--|
|  | HEOA - Title II 2012 - 2013 Academic Year |
| | Institution Name SALISBURY UNIVERSITY |
| | Institution Code 5403 |
| | State Maryland |

January 31, 2014

| Assessment Information ¹ | Group | Number Taking Assessment | Number Passing Assessment | Institutional Pass Rate | Institutional Average Scaled Score | Assessment Cut Score ² | Statewide | | | |
|--|---|--------------------------|---------------------------|-------------------------|------------------------------------|-----------------------------------|--------------------------|---------------------------|---------------------|--------------------------------|
| | | | | | | | Number Taking Assessment | Number Passing Assessment | Statewide Pass Rate | Statewide Average Scaled Score |
| PRAXIS I READING (0710) Test Company: ETS Score Range: 150-190 | All enrolled students who have completed all nonclinical courses, 2012-13 | | | | | | 179 | 173 | 97% | 179 |
| | Other enrolled students, 2012-13 | 329 | 307 | 93% | 178 | 177 | 2416 | 2222 | 92% | 179 |
| | All program completers, 2012-13 | 181 | 181 | 100% | 178 | 177 | 1523 | 1515 | 99% | 180 |
| | All program completers, 2011-12 | 178 | 178 | 100% | 179 | 177 | 1677 | 1669 | 100% | 180 |
| | All program completers, 2010-11 | 191 | 189 | 99% | 179 | 177 | 1804 | 1789 | 99% | 180 |
| PRAXIS I WRITING (0720) Test Company: ETS Score Range: 150-190 | All enrolled students who have completed all nonclinical courses, 2012-13 | | | | | | 179 | 174 | 97% | 176 |
| | Other enrolled students, 2012-13 | 324 | 315 | 97% | 176 | 173 | 2410 | 2303 | 96% | 177 |
| | All program completers, 2012-13 | 181 | 181 | 100% | 176 | 173 | 1522 | 1513 | 99% | 177 |
| | All program completers, 2011-12 | 179 | 179 | 100% | 176 | 173 | 1677 | 1671 | 100% | 177 |
| | All program completers, 2010-11 | 192 | 192 | 100% | 177 | 173 | 1804 | 1796 | 100% | 177 |
| PRINC LEARNING AND TEACHING 5-9 II (0623) Test Company: ETS Score Range: 100-200 | All enrolled students who have completed all nonclinical courses, 2012-13 | | | | | | | | | |
| | Other enrolled students, 2012-13 | 1 | | | | 160 | 1 | | | |
| | All program completers, 2012-13 | | | | | | | | | |
| | All program completers, 2011-12 | | | | | | 1 | | | |
| | All program completers, 2010-11 | | | | | | | | | |
| PRINC LEARNING AND TEACHING 7-12 II (0624) Test Company: ETS Score Range: 100-200 | All enrolled students who have completed all nonclinical courses, 2012-13 | | | | | | 30 | 30 | 100% | 175 |
| | Other enrolled students, 2012-13 | 5 | | | | 157 | 81 | 78 | 96% | 173 |
| | All program completers, 2012-13 | 40 | 40 | 100% | 178 | 157 | 425 | 425 | 100% | 179 |
| | All program completers, 2011-12 | 36 | 36 | 100% | 176 | 157 | 394 | 394 | 100% | 178 |
| | All program completers, 2010-11 | 1 | | | | 157 | 6 | | | |


Single Assessment Institution-Level Pass Rate Data: Traditional Teacher Preparation Program Within IHE

| | |
|--|--|
|  | HEOA - Title II 2012 - 2013 Academic Year |
| | SALISBURY UNIVERSITY |
| | 5403 |
| | Maryland |

January 31, 2014

| Assessment Information ¹ | Group | Number Taking Assessment | Number Passing Assessment | Institutional Pass Rate | Institutional Average Scaled Score | Assessment Cut Score ² | Statewide | | | | |
|---|---|--------------------------|---------------------------|-------------------------|------------------------------------|-----------------------------------|--------------------------|---------------------------|---------------------|--------------------------------|--|
| | | | | | | | Number Taking Assessment | Number Passing Assessment | Statewide Pass Rate | Statewide Average Scaled Score | |
| PRINC LEARNING AND TEACHING 7-12 (0524) Test Company: ETS Score Range: 100-200 | All enrolled students who have completed all nonclinical courses, 2012-13 | | | | | | | | | | |
| | Other enrolled students, 2012-13 | | | | | | 1 | | | | |
| | All program completers, 2012-13 | | | | | | | | | | |
| | All program completers, 2011-12 | | | | | | 6 | | | | |
| | All program completers, 2010-11 | | | | | | 12 | 12 | 100% | 174 | |
| PRINC LEARNING AND TEACHING EARLY CHILD II (0621) Test Company: ETS Score Range: 100-200 | All enrolled students who have completed all nonclinical courses, 2012-13 | | | | | | 1 | | | | |
| | Other enrolled students, 2012-13 | 7 | | | | 157 | 64 | 59 | 92% | 172 | |
| | All program completers, 2012-13 | 33 | 33 | 100% | 170 | 157 | 216 | 216 | 100% | 172 | |
| | All program completers, 2011-12 | 17 | 17 | 100% | 168 | 157 | 189 | 187 | 99% | 170 | |
| | All program completers, 2010-11 | | | | | | 4 | | | | |
| PRINC LEARNING AND TEACHING EARLY CHILD (0521) Test Company: ETS Score Range: 100-200 | All enrolled students who have completed all nonclinical courses, 2012-13 | | | | | | | | | | |
| | Other enrolled students, 2012-13 | | | | | | 5 | | | | |
| | All program completers, 2012-13 | | | | | | | | | | |
| | All program completers, 2011-12 | 8 | | | | 169 | 67 | 67 | 100% | 188 | |
| | All program completers, 2010-11 | 35 | 35 | 100% | 185 | 169 | 253 | 249 | 98% | 185 | |
| PRINC LEARNING AND TEACHING K-6 II (0622) Test Company: ETS Score Range: 100-200 | All enrolled students who have completed all nonclinical courses, 2012-13 | | | | | | 45 | 42 | 93% | 173 | |
| | Other enrolled students, 2012-13 | 28 | 26 | 93% | 178 | 160 | 187 | 181 | 97% | 178 | |
| | All program completers, 2012-13 | 104 | 104 | 100% | 177 | 160 | 863 | 863 | 100% | 179 | |
| | All program completers, 2011-12 | 92 | 92 | 100% | 179 | 160 | 751 | 751 | 100% | 178 | |
| | All program completers, 2010-11 | | | | | | 10 | 10 | 100% | 175 | |


Single Assessment Institution-Level Pass Rate Data: Traditional Teacher Preparation Program Within IHE

| | |
|--|--|
|  | HEOA - Title II 2012 - 2013 Academic Year |
| | SALISBURY UNIVERSITY |
| | 5403 |
| | Maryland |

January 31, 2014

| Assessment Information ¹ | Group | Number Taking Assessment | Number Passing Assessment | Institutional Pass Rate | Institutional Average Scaled Score | Assessment Cut Score ² | Statewide | | | |
|---|---|--------------------------|---------------------------|-------------------------|------------------------------------|-----------------------------------|--------------------------|---------------------------|---------------------|--------------------------------|
| | | | | | | | Number Taking Assessment | Number Passing Assessment | Statewide Pass Rate | Statewide Average Scaled Score |
| SE APPLIC OF CORE PRINCIPLES ACROSS (0352) Test Company: ETS Score Range: 100-200 | All enrolled students who have completed all nonclinical courses, 2012-13 | | | | | | | | | |
| | Other enrolled students, 2012-13 | | | | | | | | | |
| | All program completers, 2012-13 | | | | | | | | | |
| | All program completers, 2011-12 | | | | | | 25 | 25 | 100% | 157 |
| | All program completers, 2010-11 | | | | | | 178 | 178 | 100% | 155 |
| SE CORE KNOWLEDGE & APPLICATIONS (0354) Test Company: ETS Score Range: 100-200 | All enrolled students who have completed all nonclinical courses, 2012-13 | | | | | | 2 | | | |
| | Other enrolled students, 2012-13 | | | | | | 99 | 98 | 99% | 176 |
| | All program completers, 2012-13 | | | | | | 253 | 253 | 100% | 177 |
| | All program completers, 2011-12 | | | | | | 320 | 320 | 100% | 177 |
| | All program completers, 2010-11 | | | | | | 234 | 234 | 100% | 176 |
| SE KNOWLEDGE-BASED CORE PRINCIPLES (0351) Test Company: ETS Score Range: 100-200 | All enrolled students who have completed all nonclinical courses, 2012-13 | | | | | | | | | |
| | Other enrolled students, 2012-13 | | | | | | | | | |
| | All program completers, 2012-13 | | | | | | | | | |
| | All program completers, 2011-12 | | | | | | | | | |
| | All program completers, 2010-11 | | | | | | 4 | | | |
| SOCIAL STUDIES CONTENT & INTERPRET (0086) Test Company: ETS Score Range: 100-200 | All enrolled students who have completed all nonclinical courses, 2012-13 | | | | | | 15 | 11 | 73% | 158 |
| | Other enrolled students, 2012-13 | 7 | | | | 153 | 50 | 37 | 74% | 162 |
| | All program completers, 2012-13 | 19 | 19 | 100% | 166 | 153 | 120 | 116 | 97% | 167 |
| | All program completers, 2011-12 | 5 | | | | 153 | 71 | 67 | 94% | 165 |
| | All program completers, 2010-11 | | | | | | | | | |


Single Assessment Institution-Level Pass Rate Data: Traditional Teacher Preparation Program Within IHE

| | |
|--|--|
|  | HEOA - Title II 2012 - 2013 Academic Year |
| | SALISBURY UNIVERSITY |
| | 5403 |
| | Maryland |

January 31, 2014

| Assessment Information ¹ | Group | Number Taking Assessment | Number Passing Assessment | Institutional Pass Rate | Institutional Average Scaled Score | Assessment Cut Score ² | Statewide | | | | |
|---|---|--------------------------|---------------------------|-------------------------|------------------------------------|-----------------------------------|--------------------------|---------------------------|---------------------|--------------------------------|--|
| | | | | | | | Number Taking Assessment | Number Passing Assessment | Statewide Pass Rate | Statewide Average Scaled Score | |
| SOCIAL STUDIES CONTENT KNOWLEDGE (0081) Test Company: ETS Score Range: 100-200 | All enrolled students who have completed all nonclinical courses, 2012-13 | | | | | | 3 | | | | |
| | Other enrolled students, 2012-13 | 1 | | | | 154 | 23 | 19 | 83% | 165 | |
| | All program completers, 2012-13 | 1 | | | | 154 | 22 | 22 | 100% | 174 | |
| | All program completers, 2011-12 | 9 | | | | 154 | 90 | 88 | 98% | 172 | |
| | All program completers, 2010-11 | 24 | 24 | 100% | 166 | 154 | 168 | 166 | 99% | 171 | |
| SOCIAL STUDIES PEDAGOGY (0084) Test Company: ETS Score Range: 100-200 | All enrolled students who have completed all nonclinical courses, 2012-13 | | | | | | 1 | | | | |
| | Other enrolled students, 2012-13 | | | | | | 12 | 7 | 58% | 165 | |
| | All program completers, 2012-13 | 1 | | | | 164 | 6 | | | | |
| | All program completers, 2011-12 | 6 | | | | 164 | 46 | 45 | 98% | 181 | |
| | All program completers, 2010-11 | 24 | 24 | 100% | 179 | 164 | 167 | 165 | 99% | 181 | |
| SPANISH CONTENT KNOWLEDGE (0191) Test Company: ETS Score Range: 100-200 | All enrolled students who have completed all nonclinical courses, 2012-13 | | | | | | | | | | |
| | Other enrolled students, 2012-13 | | | | | | | | | | |
| | All program completers, 2012-13 | | | | | | | | | | |
| | All program completers, 2011-12 | | | | | | 1 | | | | |
| | All program completers, 2010-11 | | | | | | 6 | | | | |
| SPANISH PRODUCTIVE LANGUAGE SKILLS (0192) Test Company: ETS Score Range: 100-200 | All enrolled students who have completed all nonclinical courses, 2012-13 | | | | | | | | | | |
| | Other enrolled students, 2012-13 | | | | | | | | | | |
| | All program completers, 2012-13 | | | | | | | | | | |
| | All program completers, 2011-12 | | | | | | 1 | | | | |
| | All program completers, 2010-11 | | | | | | 6 | | | | |


Single Assessment Institution-Level Pass Rate Data: Traditional Teacher Preparation Program Within IHE

| | |
|--|--|
|  | HEOA - Title II 2012 - 2013 Academic Year |
| | Institution Name SALISBURY UNIVERSITY |
| | Institution Code 5403 |
| | State Maryland |

January 31, 2014

| Assessment Information ¹ | Group | Number Taking Assessment | Number Passing Assessment | Institutional Pass Rate | Institutional Average Scaled Score | Assessment Cut Score ² | Statewide | | | | |
|---|---|--------------------------|---------------------------|-------------------------|------------------------------------|-----------------------------------|--------------------------|---------------------------|---------------------|--------------------------------|--|
| | | | | | | | Number Taking Assessment | Number Passing Assessment | Statewide Pass Rate | Statewide Average Scaled Score | |
| SPANISH WORLD LANGUAGE (CD) (5195) <i>Test Company: ETS</i> <i>Score Range: 100-200</i> | All enrolled students who have completed all nonclinical courses, 2012-13 | | | | | | 1 | | | | |
| | Other enrolled students, 2012-13 | | | | | | 11 | 11 | 100% | 181 | |
| | All program completers, 2012-13 | | | | | | 8 | | | | |
| | All program completers, 2011-12 | | | | | | 22 | 20 | 91% | 182 | |
| | All program completers, 2010-11 | | | | | | 13 | 11 | 85% | 176 | |
| TECHNOLOGY EDUCATION II (0051) <i>Test Company: ETS</i> <i>Score Range: 100-200</i> | All enrolled students who have completed all nonclinical courses, 2012-13 | | | | | | | | | | |
| | Other enrolled students, 2012-13 | | | | | | | | | | |
| | All program completers, 2012-13 | | | | | | 2 | | | | |
| | All program completers, 2011-12 | | | | | | | | | | |
| | All program completers, 2010-11 | | | | | | | | | | |
| TECHNOLOGY EDUCATION (0050) <i>Test Company: ETS</i> <i>Score Range: 250-990</i> | All enrolled students who have completed all nonclinical courses, 2012-13 | | | | | | | | | | |
| | Other enrolled students, 2012-13 | | | | | | 1 | | | | |
| | All program completers, 2012-13 | | | | | | 1 | | | | |
| | All program completers, 2011-12 | | | | | | | | | | |
| | All program completers, 2010-11 | | | | | | 1 | | | | |
| THEATRE (0640) <i>Test Company: ETS</i> <i>Score Range: 250-990</i> | All enrolled students who have completed all nonclinical courses, 2012-13 | | | | | | | | | | |
| | Other enrolled students, 2012-13 | | | | | | | | | | |
| | All program completers, 2012-13 | | | | | | 2 | | | | |
| | All program completers, 2011-12 | | | | | | 1 | | | | |
| | All program completers, 2010-11 | | | | | | 5 | | | | |


Single Assessment Institution-Level Pass Rate Data: Traditional Teacher Preparation Program Within IHE

| | |
|--|--|
|  | HEOA - Title II 2012 - 2013 Academic Year |
| | SALISBURY UNIVERSITY |
| | 5403 |
| | Maryland |

January 31, 2014

| Assessment Information ¹ | Group | Number Taking Assessment | Number Passing Assessment | Institutional Pass Rate | Institutional Average Scaled Score | Assessment Cut Score ² | Statewide | | | |
|--|---|--------------------------|---------------------------|-------------------------|------------------------------------|-----------------------------------|--------------------------|---------------------------|---------------------|--------------------------------|
| | | | | | | | Number Taking Assessment | Number Passing Assessment | Statewide Pass Rate | Statewide Average Scaled Score |
| THEATRE (0641) Test Company: ETS Score Range: 100-200 | All enrolled students who have completed all nonclinical courses, 2012-13 | | | | | | | | | |
| | Other enrolled students, 2012-13 | | | | | | | | | |
| | All program completers, 2012-13 | | | | | | 1 | | | |
| | All program completers, 2011-12 | | | | | | | | | |
| | All program completers, 2010-11 | | | | | | | | | |
| WORLD LANGUAGE PEDAGOGY (0841) Test Company: ETS Score Range: 100-200 | All enrolled students who have completed all nonclinical courses, 2012-13 | | | | | | | | | |
| | Other enrolled students, 2012-13 | | | | | | 1 | | | |
| | All program completers, 2012-13 | | | | | | | | | |
| | All program completers, 2011-12 | | | | | | 13 | 13 | 100% | 185 |
| | All program completers, 2010-11 | | | | | | 9 | | | |
| OPI FRENCH (ACT1006) Test Company: ACTFL* Score Range: 1-10 | All enrolled students who have completed all nonclinical courses, 2012-13 | | | | | | | | | |
| | Other enrolled students, 2012-13 | | | | | | | | | |
| | All program completers, 2012-13 | | | | | | | | | |
| | All program completers, 2011-12 | | | | | | | | | |
| | All program completers, 2010-11 | 1 | | | | 6 | 2 | | | |
| OPI GERMAN (ACT1007) Test Company: ACTFL* Score Range: 1-10 | All enrolled students who have completed all nonclinical courses, 2012-13 | | | | | | | | | |
| | Other enrolled students, 2012-13 | | | | | | 1 | | | |
| | All program completers, 2012-13 | | | | | | | | | |
| | All program completers, 2011-12 | | | | | | 3 | | | |
| | All program completers, 2010-11 | | | | | | | | | |


Single Assessment Institution-Level Pass Rate Data: Traditional Teacher Preparation Program Within IHE

| | |
|--|--|
|  | HEOA - Title II 2012 - 2013 Academic Year |
| | SALISBURY UNIVERSITY |
| | 5403 |
| | Maryland |

January 31, 2014

| Assessment Information ¹ | Group | Number Taking Assessment | Number Passing Assessment | Institutional Pass Rate | Institutional Average Scaled Score | Assessment Cut Score ² | Statewide | | | |
|--|---|--------------------------|---------------------------|-------------------------|------------------------------------|-----------------------------------|--------------------------|---------------------------|---------------------|--------------------------------|
| | | | | | | | Number Taking Assessment | Number Passing Assessment | Statewide Pass Rate | Statewide Average Scaled Score |
| OPI MANDARIN (ACT1013) Test Company: ACTFL* Score Range: 1-10 | All enrolled students who have completed all nonclinical courses, 2012-13 | | | | | | | | | |
| | Other enrolled students, 2012-13 | | | | | | 6 | | | |
| | All program completers, 2012-13 | | | | | | 4 | | | |
| | All program completers, 2011-12 | | | | | | 2 | | | |
| | All program completers, 2010-11 | | | | | | 2 | | | |
| OPI SPANISH (ACT1018) Test Company: ACTFL* Score Range: 1-10 | All enrolled students who have completed all nonclinical courses, 2012-13 | | | | | | | | | |
| | Other enrolled students, 2012-13 | 1 | | | | 6 | 2 | | | |
| | All program completers, 2012-13 | | | | | | 2 | | | |
| | All program completers, 2011-12 | 1 | | | | 6 | 7 | | | |
| | All program completers, 2010-11 | 4 | | | | 6 | 10 | 10 | 100% | 8 |
| OPIC SPANISH (ACT3002) Test Company: ACTFL* Score Range: 1-10 | All enrolled students who have completed all nonclinical courses, 2012-13 | | | | | | | | | |
| | Other enrolled students, 2012-13 | | | | | | | | | |
| | All program completers, 2012-13 | | | | | | | | | |
| | All program completers, 2011-12 | | | | | | 1 | | | |
| | All program completers, 2010-11 | | | | | | | | | |
| WPT CHINESE (ACT2002) Test Company: ACTFL* Score Range: 1-10 | All enrolled students who have completed all nonclinical courses, 2012-13 | | | | | | | | | |
| | Other enrolled students, 2012-13 | | | | | | 7 | | | |
| | All program completers, 2012-13 | | | | | | 6 | | | |
| | All program completers, 2011-12 | | | | | | 3 | | | |
| | All program completers, 2010-11 | | | | | | 2 | | | |

Single Assessment Institution-Level Pass Rate Data: Traditional Teacher Preparation Program Within IHE

| | |
|--|--|
|  | HEOA - Title II 2012 - 2013 Academic Year |
| | Institution Name SALISBURY UNIVERSITY |
| | Institution Code 5403 |
| | State Maryland |

January 31, 2014

| Assessment Information ¹ | Group | Number Taking Assessment | Number Passing Assessment | Institutional Pass Rate | Institutional Average Scaled Score | Assessment Cut Score ² | Statewide | | | |
|---|---|--------------------------|---------------------------|-------------------------|------------------------------------|-----------------------------------|--------------------------|---------------------------|---------------------|--------------------------------|
| | | | | | | | Number Taking Assessment | Number Passing Assessment | Statewide Pass Rate | Statewide Average Scaled Score |
| WPT FRENCH (ACT2005) Test Company: ACTFL* Score Range: 1-10 | All enrolled students who have completed all nonclinical courses, 2012-13 | | | | | | | | | |
| | Other enrolled students, 2012-13 | | | | | | | | | |
| | All program completers, 2012-13 | | | | | | 1 | | | |
| | All program completers, 2011-12 | | | | | | 1 | | | |
| | All program completers, 2010-11 | 1 | | | | 6 | 2 | | | |
| WPT GERMAN (ACT2006) Test Company: ACTFL* Score Range: 1-10 | All enrolled students who have completed all nonclinical courses, 2012-13 | | | | | | | | | |
| | Other enrolled students, 2012-13 | | | | | | | | | |
| | All program completers, 2012-13 | | | | | | | | | |
| | All program completers, 2011-12 | | | | | | 3 | | | |
| | All program completers, 2010-11 | | | | | | | | | |
| WPT SPANISH (ACT2015) Test Company: ACTFL* Score Range: 1-10 | All enrolled students who have completed all nonclinical courses, 2012-13 | | | | | | | | | |
| | Other enrolled students, 2012-13 | 1 | | | | 6 | 2 | | | |
| | All program completers, 2012-13 | | | | | | 1 | | | |
| | All program completers, 2011-12 | 1 | | | | 6 | 12 | 12 | 100% | 7 |
| | All program completers, 2010-11 | 4 | | | | 6 | 6 | | | |

Note: In cases where there are less than ten students taking the assessment or license/certificate, the number passing and pass rate are not reported.

¹Tests with multiple delivery options (computer, paper, etc.) will be noted with the assessment code for one format only.

²Cut scores may vary for groups depending upon when the cut scores are established by the state and when each group completed their teacher certification or licensure assessment.

*Questions regarding tests listed by this testing company must be addressed to your state Title II Coordinator.