

Financial Report

The Year In Review

The University had a successful year financially. Total revenues increased from \$168.4 million to \$175.1 million, primarily due a state appropriation increase (\$3.2 million) and a 2 percent tuition increase (\$2.9 million). Total expenses increased from \$153.1 to \$160.1 million, primarily related to academics (\$3.4 million) and plant operations (\$2.9 million). The University continues to direct funds to implement Strategic Plan goals.

On the capital projects side, construction was completed on Sea Gull Stadium and substantially completed on the Guerrieri Academic Commons (opened in August 2016).

University Financial Report Fiscal Year 2016

Revenues	FYE 6/30/16
Tuition & Fees	\$57,889,360
State Appropriation	48,092,020
Government Grants & Contracts	5,001,875
Non-governmental Grants & Contracts	518,138
Sales & Services of Educational Departments	208,562
Other Revenues	6,740,073
Auxiliary Services	56,686,125
Total Revenues	\$175,136,153

Expenses

Education & General:

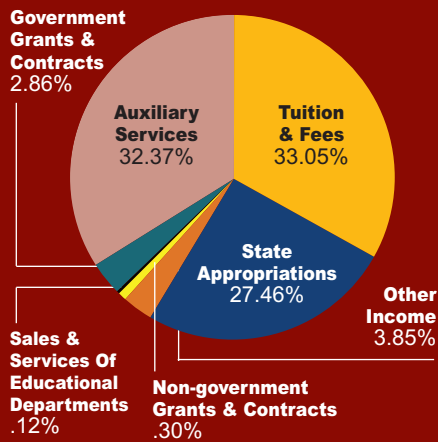
Instruction	\$54,807,932
Research	1,027,744
Public Service	6,673,301
Academic Support	11,451,773
Student Services	6,893,492
Institutional Support	17,268,893
Operation & Maintenance of Plant	20,200,513
Scholarships & Fellowships, Net*	103,145
Auxiliary Services	38,247,495
Interest on Indebtedness	3,443,398
Total Expenses	160,117,686
Net Increase in Fund Balance	\$15,018,467

* SU's gross scholarships and fellowships are \$15.8 million.

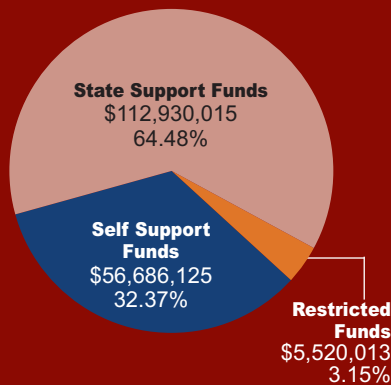
Please Note: The financial information displayed is based on the University's submission to the University System of Maryland (USM) and is published prior to either the USM's or the external auditor's final review. As such, any subsequent changes that may have been requested and/or made are not reflected.

Revenue Distribution FY 2016

Revenue By Source

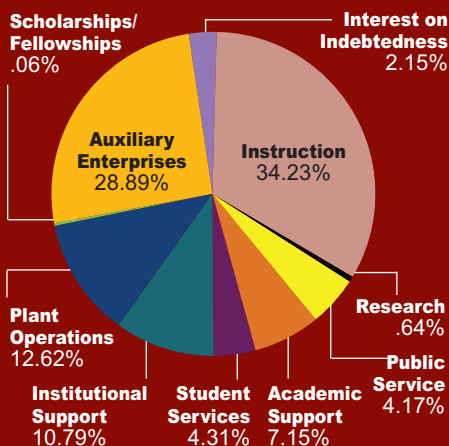


Revenue By Type



Expenditure Summary FY 2016

Total Expenditure By Program



State Support Expenditure By Program

