

Salisbury University
Salisbury, MD
USA
Test: **HEIghten® Civic Competency and Engagement**

REPORTING GROUP:

Cohort: Combined
Close Date: Combined
Students Tested: 789
Records Excluded: 0
Students Included in Report: 789
(See bottom of report to view filters applied)

COMPARISON GROUP:

Comparison Group: All Institutions
Institutions: 28
Students Included in Report: 5091

REPORT SUMMARY



Civic Competency

A combination of civic knowledge and skills including the ability to analyze and make reasoned judgements about civic-related and political-related issues or situations.

MEAN SCALE SCORES

(Scale of 150-180)

The mean scale scores and proficiency levels for the Reporting Group and Comparison Group are shown on the right.

Proficiency level information and additional reporting details on the Civic Competency portion of the assessment start on page 2.

REPORTING GROUP

163.3

PROFICIENT

COMPARISON GROUP

163.0

PROFICIENT



Civic Attitudes

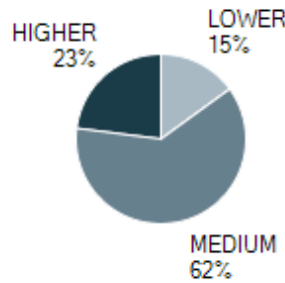
Reactions to realistic situations in ways that demonstrate civic efficacy and democratic norms and values.

RESPONSE CATEGORIES AND PERCENTAGES

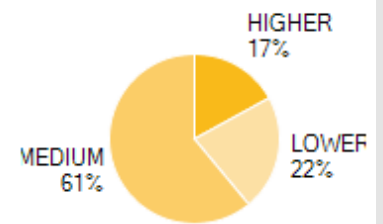
The percentage of students whose responses were categorized as suggesting Higher, Medium and Lower levels of belief in civic and political efficacy and the norms and values of democracy are shown to the right for the Reporting Group and Comparison Group.

Mean scaled scores and additional reporting details on the Civic Attitudes portion of the assessment start on page 4.

REPORTING GROUP



COMPARISON GROUP



See page 4 for level descriptions



Civic Participation

Engagement in a variety of civic and political activities across a wide variety of contexts.

Students participate in a variety of civic and political activities, across a variety of contexts, at different levels of frequency. Information relating to the context and frequency, along with individual item-level frequencies can be found starting on page 5.



Report Filters

Major: ALL | Class Level (Credit Hours): ALL

Report excludes students who completed fewer than 75% of the Civic Competency or Civic Attitudes test questions. See roster for list of students. For more information about your score report, please go to <http://www.ets.org/heighten/scores>. For additional resources, go to <http://www.ets.org/heighten>.

Salisbury University
Salisbury, MD
USA
Test: **HEghten® Civic Competency and Engagement**

REPORTING GROUP:

Cohort: Combined
Close Date: Combined
Students Tested: 789
Records Excluded: 0
Students Included in Report: 789
(See bottom of report to view filters applied)

COMPARISON GROUP:

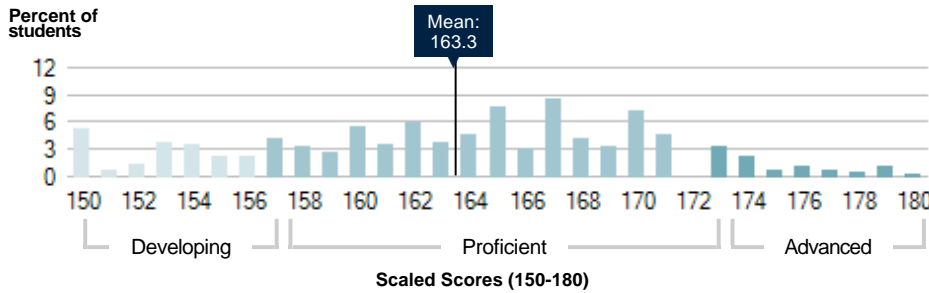
Comparison Group: All Institutions
Institutions: 28
Students Included in Report: 5091

Civic Competency

INDIVIDUAL STUDENTS' SCALED SCORES

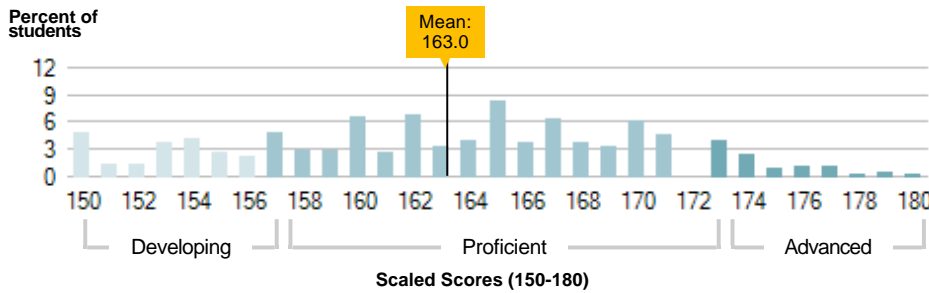
The histograms below show the distribution of individual students' scaled scores within the Reporting Group and the Comparison Group. The dark line indicates the overall mean score for that group.

REPORTING GROUP



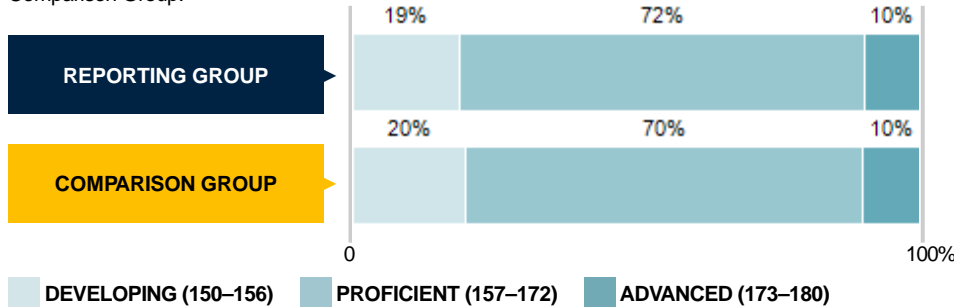
Different students take different forms of this test. On each form, some numbers in the score range are not possible scores. Consequently, the score distributions are not smooth, even for large groups of students.

COMPARISON GROUP



PROFICIENCY LEVELS

This chart shows the percentage of students at each proficiency level within the Reporting Group and the Comparison Group.



When a reporting group proficiency level is less than 6%, the percent value will not display. If the proficiency level information cannot be determined using the chart, administrators may calculate the percentages using the Data Download Report.

PROFICIENCY LEVEL DESCRIPTIONS

DEVELOPING (150–156)

Students at the **developing** level may sometimes:

- display knowledge of government institutions
- identify policy debates
- recognize types of media
- comprehend the content of foundational documents
- display knowledge of democracy and civil rights
- distinguish fact from opinion
- identify relevant ethical principles

PROFICIENT (157–172)

Students at the **proficient** level have demonstrated the ability to:

- understand government institutions
- understand policy debates
- recognize types of media
- understand foundational documents
- understand aspects of democracy, civil rights and rule of law
- consistently distinguish fact from opinion
- apply appropriate ethical principles

ADVANCED (173–180)

Students at the **advanced** level have demonstrated the ability to:

- understand how knowledge of government enables civic participation
- evaluate policy debates
- appropriately evaluate types of media
- apply principles from foundational documents
- understand aspects of democracy, civil rights and rule of law
- consistently distinguish fact from opinion
- apply appropriate ethical principles

See www.ets.org/heighten/cceproficiency for the complete descriptions.

Report Filters

Major: ALL | Class Level (Credit Hours): ALL

Report excludes students who completed fewer than 75% of the Civic Competency or Civic Attitudes test questions. See roster for list of students. For more information about your score report, please go to <http://www.ets.org/heighten/scores>. For additional resources, go to <http://www.ets.org/heighten>.

Salisbury University

Salisbury, MD

USA

 Test: **HEghten® Civic Competency and Engagement**
REPORTING GROUP:

 Cohort: Combined
 Close Date: Combined
 Students Tested: 789
 Records Excluded: 0
 Students Included in Report: 789
 (See bottom of report to view filters applied)

COMPARISON GROUP:

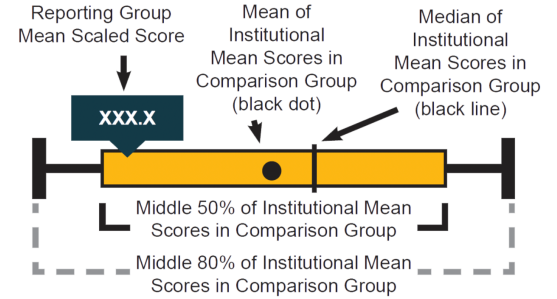
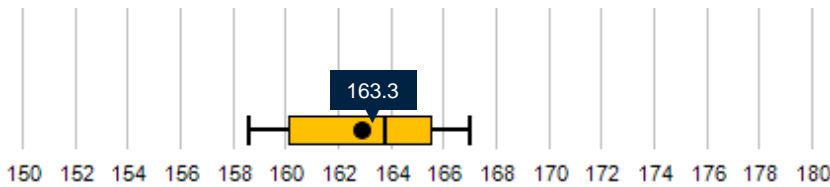
 Comparison Group: All Institutions
 Institutions: 28
 Students Included in Report: 5091


Civic Competency


INSTITUTIONS' CIVIC COMPETENCY SCALED SCORE AND SUBSCORE MEANS

The chart below enables you to compare the mean scaled scores for your Reporting Group with the mean scaled scores of the institutions in the Comparison Group.

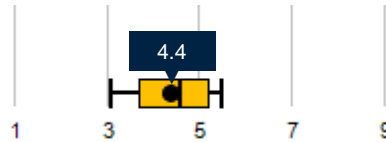
The number in the dark rectangle is the mean scales score of your Reporting Group. The figure below it is a "box-and-whisker" graph of the mean scores of the institutions in the Comparison Group. The yellow bar (the "box") shows the range of the middle 50% of the institutions. The black horizontal lines (the "whiskers") extend to the range of the middle 80%. The vertical line through the box indicates the median — the point that separates the upper half of the institutions from the lower half. The black dot indicates the mean of the institutions' mean scores.


CIVIC COMPETENCY SCALED SCORES (Scale of 150–180)

CIVIC COMPETENCY SCALED SCORES

Reporting Group: Mean Scaled Score	163.3
Comparison Group: Mean of Institutional Mean Scores	162.9
Comparison Group: Median of Institutional Means	163.8
Comparison Group: Middle 50% of Institutional Means	160.1-165.5
Comparison Group: Middle 80% of Institutional Mean	158.6-167.0

SUBSCORES (Scale of 1–10)
Civic Knowledge

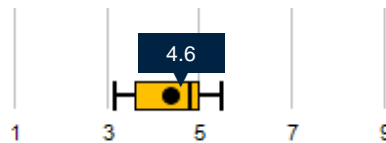
Knowledge of facts, concepts, and principles (e.g., democratic processes, government structures, voting, etc.) across various contexts (local, national, international, and past or present).


CIVIC KNOWLEDGE SCORES

Reporting Group: Mean Scaled Score	4.4
Comparison Group: Mean of Institutional Mean Scores	4.4
Comparison Group: Median of Institutional Means	4.6
Comparison Group: Middle 50% of Institutional Means	3.7-5.2
Comparison Group: Middle 80% of Institutional Mean	3.1-5.5

Civic Skills

Comprised of the analytic skills to apply relevant knowledge in civic contexts, as well as the participatory skills to make reasoned judgments in civic and social settings.


CIVIC SKILLS SCORES

Reporting Group: Mean Scaled Score	4.6
Comparison Group: Mean of Institutional Mean Scores	4.4
Comparison Group: Median of Institutional Means	4.8
Comparison Group: Middle 50% of Institutional Means	3.6-5.0
Comparison Group: Middle 80% of Institutional Mean	3.2-5.5

Report Filters

Major: ALL | Class Level (Credit Hours): ALL

Report excludes students who completed fewer than 75% of the Civic Competency or Civic Attitudes test questions. See roster for list of students.

 For more information about your score report, please go to <http://www.ets.org/heighten/scores>. For additional resources, go to <http://www.ets.org/heighten>.

Salisbury University
Salisbury, MD
USA
Test: HEIghten® Civic Competency and Engagement

REPORTING GROUP:

Cohort: Combined
Close Date: Combined
Students Tested: 789
Records Excluded: 0
Students Included in Report: 789
(See bottom of report to view filters applied)

COMPARISON GROUP:

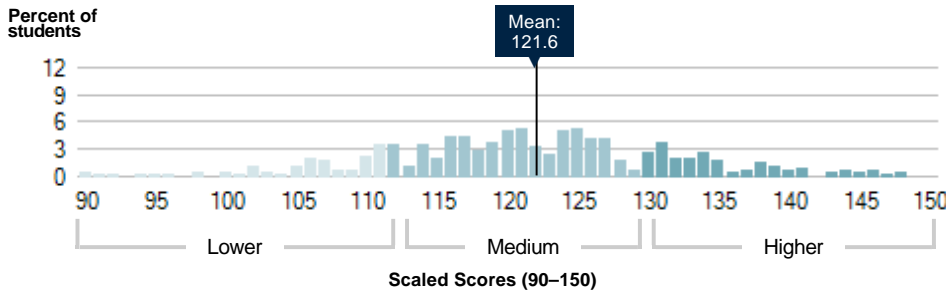
Comparison Group: All Institutions
Institutions: 28
Students Included in Report: 5091

 **Civic Attitudes**

 **INDIVIDUAL STUDENTS' SCALED SCORES**

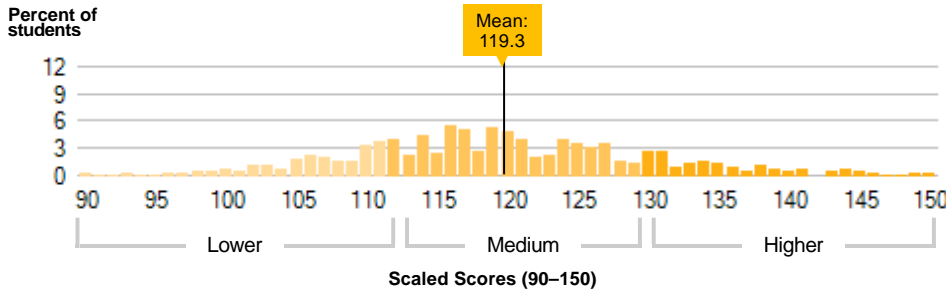
The histograms below show the distribution of individual students' scaled scores within the Reporting Group and the Comparison Group. The dark line indicates the overall mean score for that group.

REPORTING GROUP



Different students take different forms of this test. On each form, some numbers in the score range are not possible scores. Consequently, the score distributions are not smooth, even for large groups of students.

COMPARISON GROUP



CIVIC ATTITUDES LEVEL DESCRIPTIONS

Test takers are divided into three groups based on their responses to civic-related scenarios involving the expression of different perspectives. The three groups are:

LOWER (90—111)	MEDIUM (112—129)	HIGHER (130—150)
<i>somewhat likely to agree with, but occasionally disagree with the following:</i>	<i>likely to agree with the following:</i>	<i>very likely to agree with the following:</i>

- assertions that are in line with the values of democracy
- proposals that encourage democratic exchanges of views
- assertions that acknowledge diverse opinions
- assertions that express willingness to engage politically
- assertions that political or community participation is worthwhile
- assertions that individuals can effect meaningful political change

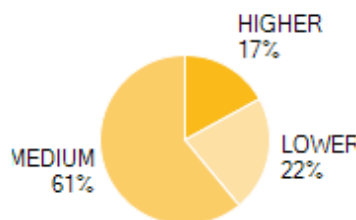
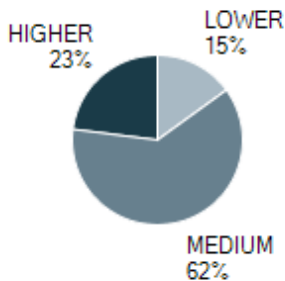
See www.ets.org/heighten/cceproficiency for the complete descriptions.

 **ATTITUDE LEVELS**

The pie charts below show the percentage of test takers whose responses, overall, were categorized as Higher, Medium or Lower Level.

REPORTING GROUP

COMPARISON GROUP



Report Filters

Major: ALL | Class Level (Credit Hours): ALL

Report excludes students who completed fewer than 75% of the Civic Competency or Civic Attitudes test questions. See roster for list of students. For more information about your score report, please go to <http://www.ets.org/heighten/scores>. For additional resources, go to <http://www.ets.org/heighten>.

Salisbury University
Salisbury, MD
USA
Test: **HEghten® Civic Competency and Engagement**

REPORTING GROUP:

Cohort: Combined
Close Date: Combined
Students Tested: 789
Records Excluded: 0
Students Included in Report: 789
(See bottom of report to view filters applied)

COMPARISON GROUP:

Comparison Group: All Institutions
Institutions: 28
Students Included in Report: 5091



Civic Participation

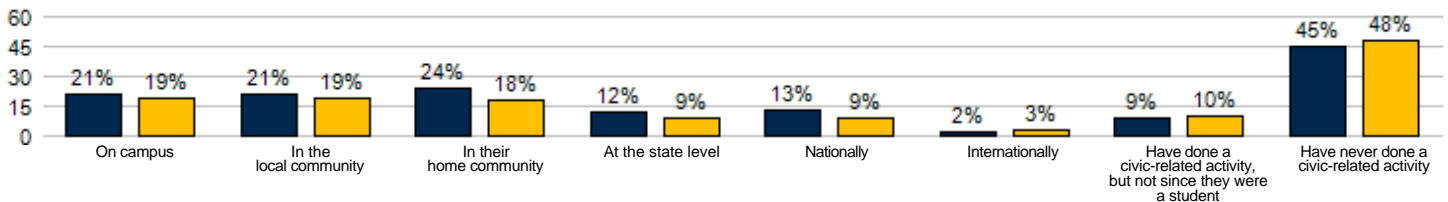
SUMMARY OF RESPONSES

Civic participation can include the involvement in a variety of civic and political activities, across a variety of contexts. Here, two graphical displays present a high-level overview of the contexts and frequency at which students participate in various activities. For a more detailed understanding of students' civic participation, please consult the item-level responses reported here as well as in the Data Download Report. The answer choices shown in the graphs are abbreviated versions of the assessment response options.

CIVIC PARTICIPATION BY LOCATION

This graph represents the mean percentages for the seven Civic Participation by Location questions.*

Percent of Students

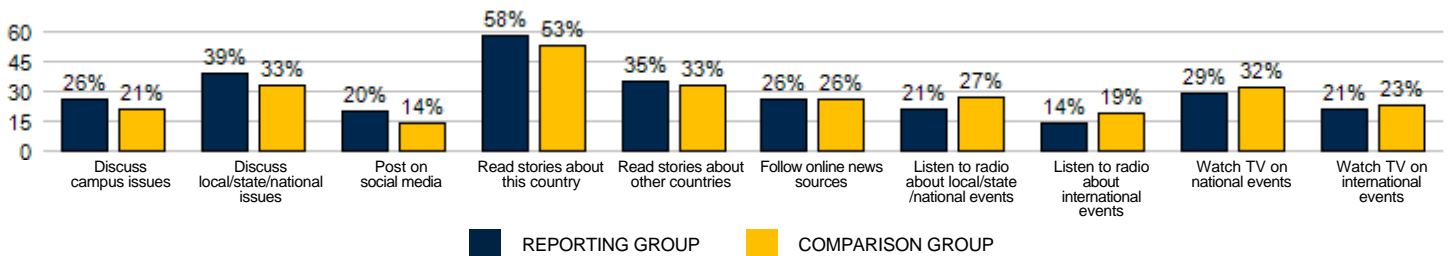


*"Internationally" and "In their home community" are based on responses to six questions. See item-level responses for more details.

WEEKLY/DAILY FREQUENCIES OF CIVIC-RELATED ACTIVITIES

This graph represents the sum of the percentages for daily and weekly participation for the ten Frequencies of Civic-Related Activities questions.

Percent of Students



■ REPORTING GROUP ■ COMPARISON GROUP

ITEM-LEVEL RESPONSE PERCENTAGES

The tables below show the percentage of students who selected each answer choice for your reporting group and the comparison group. The questions and answer choices shown are abbreviated versions of the actual test questions.

Civic Participation by Location (For each question, students were asked to select all that apply.)

Voted in an election	REPORTING GROUP %	COMPARISON GROUP %
Student government on campus	23	19
Local election	30	22
State election	41	26
National election	60	36
Voted, but not since being a student	4	9
Have not voted, ineligible	8	9
Have not voted	18	27
Invalid/No response	7	13

Worked together on a matter of public concern	REPORTING GROUP %	COMPARISON GROUP %
On campus	21	18
In the local community	18	17
In my home community	23	17
At the state level	5	6
At the national level	4	5
At the international level	2	3
Did this, but not since being a student	8	9
Have not done this	49	50
Invalid/No response	5	8

Report Filters

Major: ALL | Class Level (Credit Hours): ALL

Report excludes students who completed fewer than 75% of the Civic Competency or Civic Attitudes test questions. See roster for list of students. For more information about your score report, please go to <http://www.ets.org/heghten/scores>. For additional resources, go to <http://www.ets.org/heghten>.

Salisbury University
Salisbury, MD
USA
Test: **HElighten® Civic Competency and Engagement**

REPORTING GROUP:

Cohort: Combined
Close Date: Combined
Students Tested: 789
Records Excluded: 0
Students Included in Report: 789
(See bottom of report to view filters applied)

COMPARISON GROUP:

Comparison Group: All Institutions
Institutions: 28
Students Included in Report: 5091

Civic Participation

Volunteered to do community service	REPORTING GROUP %	COMPARISON GROUP %
On campus	37	33
In the local community	44	41
In my home community	48	39
At the state level	12	10
At the national level	5	5
At the international level	2	4
Did this, but not since being a student	17	16
Have not done this	13	16
Invalid/No response	7	12

Participation in activities to help protect the environment	REPORTING GROUP %	COMPARISON GROUP %
On campus	31	28
In the local community	28	26
In my home community	36	26
At the state level	9	8
At the national level	3	4
At the international level	1	3
Did this, but not since being a student	17	14
Have not done this	27	35
Invalid/No response	5	8

Signed a petition about a social/political issue	REPORTING GROUP %	COMPARISON GROUP %
For an on campus issue	22	20
For an issue in the local community	14	12
For an issue in my home community	21	13
For a state-level issue	16	11
For a national-level issue	19	10
For an international-level issue	7	4
Did this, but not since being a student	10	8
Have not done this	49	55
Invalid/No response	3	5

Organized a group of people to work on a social cause/political issue	REPORTING GROUP %	COMPARISON GROUP %
For an on campus issue	8	9
For an issue in the local community	6	7
For an issue in my home community	7	6
For a state-level issue	2	2
For a national-level issue	1	2
For an international-level issue	1	1
Did this, but not since being a student	4	6
Have not done this	79	75
Invalid/No response	3	5

Collected money for a candidate or political/social cause	REPORTING GROUP %	COMPARISON GROUP %
For an on campus candidate/cause	5	6
For a candidate/cause in the local community	6	6
For a candidate/cause in my home community	7	6
For a state-level candidate/cause	2	2
For a national-level candidate/cause	2	2
For an international-level candidate/cause	0	1
Did this, but not since being a student	5	5
Have not done this	80	79
Invalid/No response	3	5

Volunteering and Student Government

Number of volunteer hours on campus	REPORTING GROUP %	COMPARISON GROUP %
1–10 hours	30	22
11–20 hours	10	9
21–40 hours	3	5
40+ hours	3	4
None, not on campus last year	24	35
None	30	22
No response	0	2

Number of volunteer hours in the local community (near your campus)	REPORTING GROUP %	COMPARISON GROUP %
1–10 hours	30	23
11–20 hours	13	11
21–40 hours	5	7
40+ hours	4	8
None, not on campus last year	20	30
None	29	18
No response	0	2

Belonged to student government	REPORTING GROUP %	COMPARISON GROUP %
No	95	93
Yes, but not within the last year	1	2
Yes, within the last year	2	2
Yes, within the last six months	2	2
No response	0	2

Report Filters

Major: ALL | Class Level (Credit Hours): ALL

Report excludes students who completed fewer than 75% of the Civic Competency or Civic Attitudes test questions. See roster for list of students. For more information about your score report, please go to <http://www.ets.org/heighten/scores>. For additional resources, go to <http://www.ets.org/heighten>.

Salisbury University

Salisbury, MD

USA

 Test: **HEghten® Civic Competency and Engagement**
REPORTING GROUP:

 Cohort: Combined
 Close Date: Combined
 Students Tested: 789
 Records Excluded: 0
 Students Included in Report: 789
 (See bottom of report to view filters applied)

COMPARISON GROUP:

 Comparison Group: All Institutions
 Institutions: 28
 Students Included in Report: 5091


Civic Participation

Frequencies of Civic-Related Activities

Discuss campus-related issues with others	REPORTING GROUP %	COMPARISON GROUP %
Never	17	26
Occasionally	56	51
Weekly	21	15
Daily	5	5
No response	0	2

Raise awareness about social/political issues using social media	REPORTING GROUP %	COMPARISON GROUP %
Never	39	49
Occasionally	41	35
Weekly	14	9
Daily	6	5
No response	0	2

Read articles/stories in the newspaper (print or online) about <i>other</i> countries	REPORTING GROUP %	COMPARISON GROUP %
Never	12	13
Occasionally	53	52
Weekly	25	21
Daily	10	12
No response	0	2

Listen to news on the radio about local/state/national politics or current events	REPORTING GROUP %	COMPARISON GROUP %
Never	32	25
Occasionally	47	46
Weekly	14	17
Daily	7	10
No response	0	2

Watch TV news/cable shows for information about <i>national</i> politics or current events	REPORTING GROUP %	COMPARISON GROUP %
Never	14	15
Occasionally	57	51
Weekly	22	22
Daily	7	11
No response	0	2

Discuss local/state/national political or social issues with others	REPORTING GROUP %	COMPARISON GROUP %
Never	16	19
Occasionally	45	46
Weekly	25	23
Daily	14	10
No response	0	2

Read articles/stories in the newspaper (print or online) about <i>this</i> country	REPORTING GROUP %	COMPARISON GROUP %
Never	10	9
Occasionally	33	36
Weekly	36	29
Daily	21	25
No response	0	2

Follow political blogs/podcasts/other online news services	REPORTING GROUP %	COMPARISON GROUP %
Never	27	32
Occasionally	46	40
Weekly	15	15
Daily	12	11
No response	0	2

Listen to news on the radio about international politics or current events	REPORTING GROUP %	COMPARISON GROUP %
Never	41	35
Occasionally	45	45
Weekly	11	12
Daily	3	6
No response	0	2

Watch TV news/cable shows for information about <i>international</i> politics or current events	REPORTING GROUP %	COMPARISON GROUP %
Never	22	23
Occasionally	57	52
Weekly	16	16
Daily	5	7
No response	0	2

Report Filters

Major: ALL | Class Level (Credit Hours): ALL

Report excludes students who completed fewer than 75% of the Civic Competency or Civic Attitudes test questions. See roster for list of students.

 For more information about your score report, please go to <http://www.ets.org/heighten/scores>. For additional resources, go to <http://www.ets.org/heighten>.