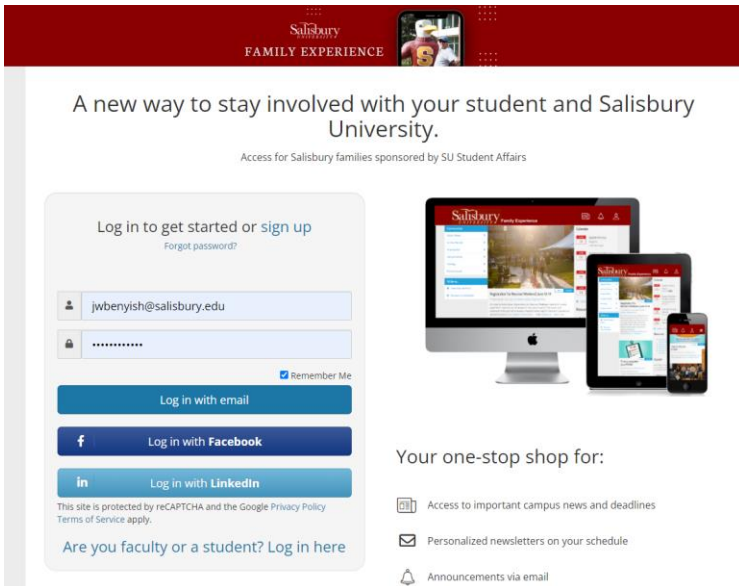


# Family Experience Portal (CampusESP) FERPA

## How a Parent/Family Member/Supporter Views a Connection

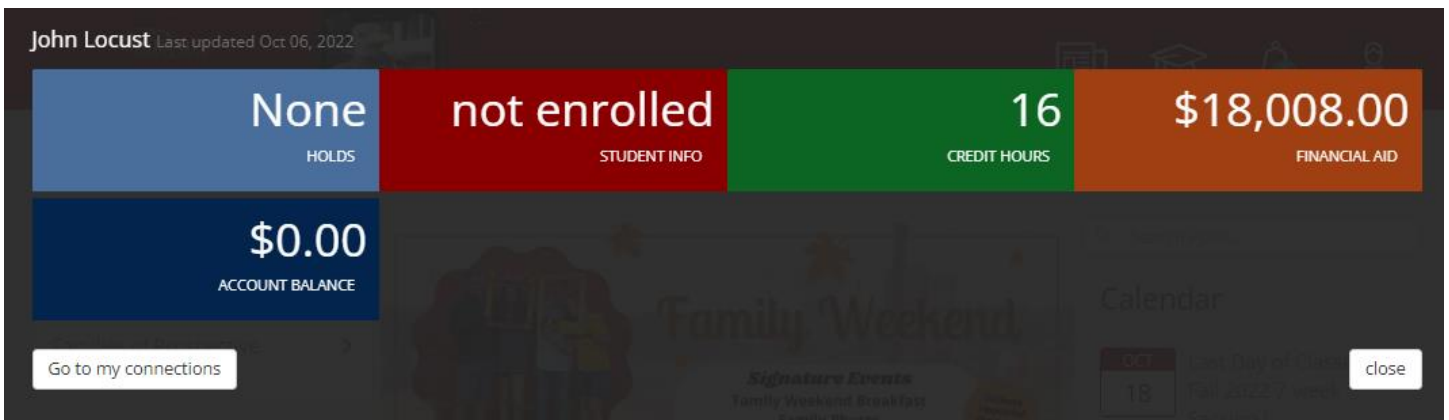
1. Navigate to [salisbury.campusesp.com](https://salisbury.campusesp.com)
2. Log in using CampusESP login information



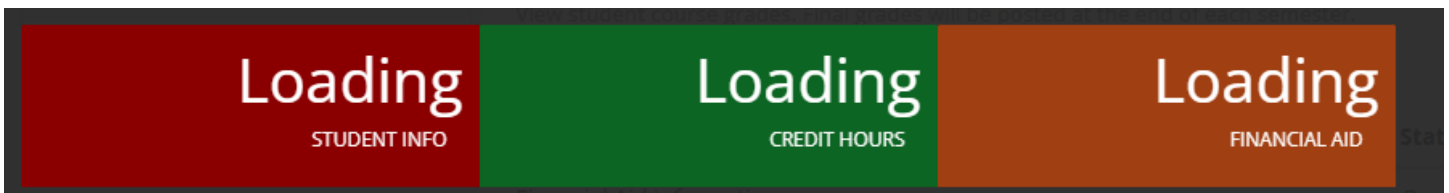
3. Click the Graduation Cap at the top of the screen



4. If your connection was approved, and after you've waited at least 24 hours since you received notification of the approved connection, you can view your student's tiles in the Family Experience Portal. It will look something like the image below.



It will look like this until you've waited the 24 hours:



5. You can click on each of the colored tiles for additional information about each of the areas.

The screenshot shows a student dashboard for John Locust, last updated on Oct 06, 2022. The dashboard features several colored tiles: a blue tile for 'None HOLDS', a red tile for 'not enrolled STUDENT INFO', a green tile for '16 CREDIT HOURS', and a brown tile for '\$18,008.00 FINANCIAL AID'. Below these is a dark blue tile for '\$0.00 ACCOUNT BALANCE'. A 'Calendar' button is visible in the background. A modal window titled 'Schedule' is open, showing a table for 'Fall 2022' with columns for 'Subject', 'Description', and 'Credits'. The table lists five courses: Psychology (PSYC) - DEVELOPMENTAL PSYCHOLOGY (4.0), Sociology (SOCL) - SOCIAL RESEARCH (0.0), Sociology (SOCL) - SOCIAL RESEARCH (4.0), Sociology (SOCL) - SOCIOLOGY OF ENVIRONMENT (4.0), and Sociology (SOCL) - THEORY I, FOUNDATIONS (4.0). A 'close' button is in the top right of the modal. Below the table, there is a link for more information about credit hours and a 'Last updated Oct 06, 2022' timestamp.

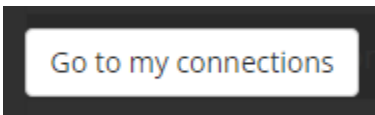
Subject	Description	Credits
Psychology (PSYC)	DEVELOPMENTAL PSYCHOLOGY	4.0
Sociology (SOCL)	SOCIAL RESEARCH	0.0
Sociology (SOCL)	SOCIAL RESEARCH	4.0
Sociology (SOCL)	SOCIOLOGY OF ENVIRONMENT	4.0
Sociology (SOCL)	THEORY I, FOUNDATIONS	4.0

The tiles that you may be granted access to are:

- Holds – this tile will show if your student has any holds on their account that could prevent them from registering for classes, applying for graduation, etc.
- Student Info – this tile will share your student’s status (full-time, part-time, not enrolled, etc.)
- Credit Hours – this tile will provide the total number of credits your student is enrolled in, and also the specific courses/credits.
- Financial Aid – this tile will provide information about your student’s financial aid package.
- Account Balance – this tile will provide information about any outstanding balance on your student’s account.

**If you have additional questions, you can call the University to discuss things further, but you will be required to verify your identity, using the 4-digit code your set-up during the connection process.**

6. At any time, you can view your connections, by clicking the “Go to my connections” button.



7. On the connections page you can view multiple connections (if you have multiple students attending the University), add a new connection, reset your pin, change which information you would like to view, and cancel your request completely.

John Locust [Add New Connection](#)

## John Locust


Connection status: approved  
 Connection requested 1 day ago  
 PIN (4 digits) [Forgot PIN? Click to reset](#)  
 \*\*\*\*

### Information access

Academic Information	Status	Requested?
<b>Class Schedule/Enrollment</b> View student course schedule, credit hours, and other status information including degree, major and class year.	Approved	<input checked="" type="checkbox"/>
<b>Grade(s) Information</b> View student course grades. Final grades will be posted at the end of each semester.	Approved	<input checked="" type="checkbox"/>

Financial Information	Status	Requested?
<b>Financial Aid Information</b> View a list of student financial aid awards, the expected amount offered and whether the payment has been made.	Approved	<input checked="" type="checkbox"/>
<b>Account Balance</b> View the student account balance, and get notified about any outstanding charges.	Approved	<input checked="" type="checkbox"/>
<b>Holds on Account</b> Get notified when there's a new hold on the student account, along with a description of the hold type.	Approved	<input checked="" type="checkbox"/>

Powered By 

**Please note: FERPA management is at the discretion of the student. At any time, the student can log back in, and change your access to the system. It's important for you to communicate with your student about their expectations as it relates to their Academic and Financial Information.**

**View if a student has removed your access:**

Not Approved HOLDS	Not Approved STUDENT INFO	Not Approved CREDIT HOURS	Not Approved FINANCIAL AID
Not Approved ACCOUNT BALANCE	Information access Academic Information	Status	Requested?